


COLUMBIA COUNTY



OREGON

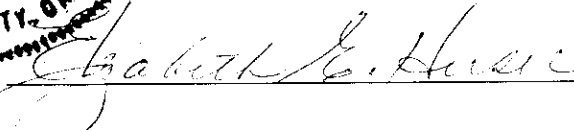

ELIZABETH E. HUSER  
County Clerk of Columbia County  
Courthouse, 230 Strand St., St. Helens, Oregon 97051-2041  
Telephone: (503) 397-3796  
(503) 397-7214 - Elections

---

Recording, Dog Control, Elections, Board of Equalization

I certify that the votes recorded on the following abstract/canvass correctly summarize the tally of votes cast at the Special District Election held on Tuesday, May 19, 2015.

Dated this 3<sup>rd</sup> day of June, 2015,

A handwritten signature in cursive script, reading "Elizabeth E. Huser", is written over a horizontal line.

Elizabeth E. Huser  
Columbia County Clerk

	VOTES	PERCENT
PRECINCTS COUNTED (OF 54)	54	100.00
REGISTERED VOTERS - TOTAL	28,139	
BALLOTS CAST - TOTAL	9,513	
VOTER TURNOUT - TOTAL		33.81

Director, Zone 2  
 PORTLAND COMMUNITY COLLEGE DISTRICT  
 Vote for 1

Kali Thorne Ladd	2,183	98.07
WRITE-IN	43	1.93
Total	2,226	
Over Votes	0	
Under Votes	1,576	

Director, Zone 7  
 PORTLAND COMMUNITY COLLEGE DISTRICT  
 Vote for 1

Deanna Palm	421	98.14
WRITE-IN	8	1.86
Total	429	
Over Votes	0	
Under Votes	328	

Director, Pos. 1 CLATSKANIE 6J SCHOOL  
 Vote for 1

Megan Evenson	665	99.40
WRITE-IN	4	.60
Total	669	
Over Votes	0	
Under Votes	223	

Director, Pos. 2 CLATSKANIE 6J SCHOOL  
 Vote for 1

Monty R Akin	627	99.05
WRITE-IN	6	.95
Total	633	
Over Votes	0	
Under Votes	259	

Director, Pos. 3 CLATSKANIE 6J SCHOOL  
 Two Year Unexpired Term  
 Vote for 1

Judy Skirvin	642	98.47
WRITE-IN	10	1.53
Total	652	
Over Votes	0	
Under Votes	240	

Director, Pos. 5 CLATSKANIE 6J SCHOOL  
 Two Year Unexpired Term  
 Vote for 1

Walt E Lovegren	638	98.91
WRITE-IN	7	1.09
Total	645	
Over Votes	0	
Under Votes	247	

Director, Zone 3 RAINIER 13 SCHOOL  
 Vote for 1

Rodney Harding	749	95.66
WRITE-IN	34	4.34
Total	783	
Over Votes	3	
Under Votes	428	

Director, Zone 4 RAINIER 13 SCHOOL  
 Vote for 1

Sean P Clark	757	97.43
WRITE-IN	20	2.57
Total	777	
Over Votes	4	
Under Votes	433	

Director, Zone 6 RAINIER 13 SCHOOL  
 Vote for 1

Penny Blahm	749	96.65
WRITE-IN	26	3.35
Total	775	
Over Votes	2	
Under Votes	437	

Director, Zone 1 SCAPPOOSE 1J SCHOOL  
 Vote for 1

Jim Hoag	1,277	56.18
Christopher Ekstrom	987	43.42
WRITE-IN	9	.40
Total	2,273	
Over Votes	1	
Under Votes	573	

Director, Zone 2 SCAPPOOSE 1J SCHOOL  
 Vote for 1

Angela Schillereff	1,561	98.61
WRITE-IN	22	1.39
Total	1,583	
Over Votes	0	
Under Votes	1,264	

VOTES PERCENT

VOTES PERCENT

Director, Zone 6 (At Large) SCAPPOOSE 1J SCHOOL

Vote for 1  
 Michelle J Graham . . . . . 1,243 59.33  
 Christa Ruth Meshell . . . . . 840 40.10  
 WRITE-IN . . . . . 12 .57  
 Total . . . . . 2,095  
 Over Votes . . . . . 2  
 Under Votes . . . . . 750

Director, Pos. 3 VERNONIA 47J SCHOOL

Vote for 1  
 Katie A Cook . . . . . 428 96.40  
 WRITE-IN . . . . . 16 3.60  
 Total . . . . . 444  
 Over Votes . . . . . 0  
 Under Votes . . . . . 313

Director, Zone 7 (At Large) SCAPPOOSE 1J SCHOOL

Vote for 1  
 Will Kessi . . . . . 1,788 97.39  
 WRITE-IN . . . . . 48 2.61  
 Total . . . . . 1,836  
 Over Votes . . . . . 0  
 Under Votes . . . . . 1,011

Director, Pos. 7 VERNONIA 47J SCHOOL

Vote for 1  
 Brittanie A Roberts . . . . . 424 96.36  
 WRITE-IN . . . . . 16 3.64  
 Total . . . . . 440  
 Over Votes . . . . . 0  
 Under Votes . . . . . 317

Director, Pos. 2 ST HELENS 502 SCHOOL

Vote for 1  
 Melody Killens . . . . . 1,121 36.61  
 Ray Biggs . . . . . 703 22.96  
 Julie A Farrell . . . . . 649 21.20  
 Trinity Monahan . . . . . 570 18.62  
 WRITE-IN . . . . . 19 .62  
 Total . . . . . 3,062  
 Over Votes . . . . . 10  
 Under Votes . . . . . 731

Director, Pos. 2 CLATSKANIE LIBRARY

Two Year Unexpired Term  
 Vote for 1  
 Neil C Christensen . . . . . 853 99.53  
 WRITE-IN . . . . . 4 .47  
 Total . . . . . 857  
 Over Votes . . . . . 1  
 Under Votes . . . . . 329

Director, Pos. 5 ST HELENS 502 SCHOOL

Vote for 1  
 Bill Amos . . . . . 1,524 49.98  
 Traci Brumbles . . . . . 775 25.42  
 Mark Gundersen . . . . . 605 19.84  
 Clayton Lance . . . . . 131 4.30  
 WRITE-IN . . . . . 14 .46  
 Total . . . . . 3,049  
 Over Votes . . . . . 1  
 Under Votes . . . . . 753

Director, Pos. 3 CLATSKANIE LIBRARY

Vote for 1  
 WRITE-IN . . . . . 90 100.00  
 NO CANDIDATE FILED . . . . . 0  
 Total . . . . . 90  
 Over Votes . . . . . 0  
 Under Votes . . . . . 1,097

Director, Pos. 2 VERNONIA 47J SCHOOL

Vote for 1  
 Greg Kintz . . . . . 276 54.98  
 Thomas E Jones . . . . . 221 44.02  
 WRITE-IN . . . . . 5 1.00  
 Total . . . . . 502  
 Over Votes . . . . . 0  
 Under Votes . . . . . 255

Director, Pos. 4 CLATSKANIE LIBRARY

Vote for 1  
 James "Jim" W Gibson . . . . . 789 97.77  
 WRITE-IN . . . . . 18 2.23  
 Total . . . . . 807  
 Over Votes . . . . . 1  
 Under Votes . . . . . 379

Director, Pos. 5 CLATSKANIE LIBRARY

Vote for 1  
 Nancy K Muller . . . . . 751 98.69  
 WRITE-IN . . . . . 10 1.31  
 Total . . . . . 761  
 Over Votes . . . . . 1  
 Under Votes . . . . . 425

	VOTES PERCENT	
Director, Pos. 3 SCAPPOOSE LIBRARY		
Vote for 1		
Bill Blank . . . . .	1,421	98.96
WRITE-IN. . . . .	15	1.04
Total . . . . .	1,436	
Over Votes . . . . .	0	
Under Votes . . . . .	953	

Director, Pos. 4 SCAPPOOSE LIBRARY		
Vote for 1		
Mary Jo Mazzella . . . . .	1,363	98.98
WRITE-IN. . . . .	14	1.02
Total . . . . .	1,377	
Over Votes . . . . .	0	
Under Votes . . . . .	1,012	

Director, Pos. 5 SCAPPOOSE LIBRARY		
Vote for 1		
Larry Rocha. . . . .	1,445	99.18
WRITE-IN. . . . .	12	.82
Total . . . . .	1,457	
Over Votes . . . . .	0	
Under Votes . . . . .	932	

Commissioner, Pos. 1 PORT OF ST. HELENS		
Vote for 1		
Paulette Lichatowich. . . . .	2,650	40.19
Robert Keyser . . . . .	2,618	39.71
Carmen A Kulp . . . . .	1,284	19.48
WRITE-IN. . . . .	41	.62
Total . . . . .	6,593	
Over Votes . . . . .	0	
Under Votes . . . . .	1,807	

Commissioner, Pos. 2 PORT OF ST. HELENS		
Vote for 1		
Mike Avent . . . . .	2,862	45.04
Mike Stanton . . . . .	2,305	36.27
Sydnee Alyster. . . . .	1,143	17.99
WRITE-IN. . . . .	45	.71
Total . . . . .	6,355	
Over Votes . . . . .	4	
Under Votes . . . . .	2,041	

Commissioner, Pos. 3 PORT OF ST. HELENS		
Vote for 1		
Larry Ericksen. . . . .	3,384	49.52
Colleen M DeShazer . . . . .	1,611	23.57
Carroll Sweet . . . . .	1,210	17.71
Thomas D Prevish . . . . .	596	8.72
WRITE-IN. . . . .	33	.48
Total . . . . .	6,834	
Over Votes . . . . .	10	
Under Votes . . . . .	1,556	

	VOTES PERCENT	
Director, Pos. 4 CLATSKANIE RFPD		
Vote for 1		
Robert Keyser . . . . .	680	67.26
Tom Crowder. . . . .	328	32.44
WRITE-IN. . . . .	3	.30
Total . . . . .	1,011	
Over Votes . . . . .	0	
Under Votes . . . . .	169	

Director, Pos. 5 CLATSKANIE RFPD		
Vote for 1		
James "Jim" W Gibson. . . . .	771	97.72
WRITE-IN. . . . .	18	2.28
Total . . . . .	789	
Over Votes . . . . .	0	
Under Votes . . . . .	391	

Director, Pos. 1 COLUMBIA RIVER FIRE		
Vote for 1		
Mark Kreutzer . . . . .	2,142	51.83
Ronda Melton . . . . .	1,960	47.42
WRITE-IN. . . . .	31	.75
Total . . . . .	4,133	
Over Votes . . . . .	1	
Under Votes . . . . .	945	

Director, Pos. 2 COLUMBIA RIVER FIRE		
Vote for 1		
Joshua Marks . . . . .	2,144	55.47
Kim Walker . . . . .	1,690	43.73
WRITE-IN. . . . .	31	.80
Total . . . . .	3,865	
Over Votes . . . . .	1	
Under Votes . . . . .	1,213	

Director, Pos. 3 COLUMBIA RIVER FIRE		
Vote for 1		
Ron Schlumpberger. . . . .	2,362	58.68
Bob Braud . . . . .	1,630	40.50
WRITE-IN. . . . .	33	.82
Total . . . . .	4,025	
Over Votes . . . . .	3	
Under Votes . . . . .	1,051	

Director, Pos. 1 MIST-BIRKENFELD JT RFPD		
Vote for 1		
Larry Boxman . . . . .	73	100.00
WRITE-IN. . . . .	0	
Total . . . . .	73	
Over Votes . . . . .	0	
Under Votes . . . . .	39	

VOTES PERCENT

VOTES PERCENT

Director, Pos. 2 MIST-BIRKENFELD JT RFPD

Vote for 1  
 Joan M Jones . . . . . 80 100.00  
 WRITE-IN. . . . . 0  
 Total . . . . . 80  
 Over Votes . . . . . 0  
 Under Votes . . . . . 32

Director, Pos. 4 SCAPPOOSE JT RFPD

Vote for 1  
 David E Grant . . . . . 1,305 99.16  
 WRITE-IN. . . . . 11 .84  
 Total . . . . . 1,316  
 Over Votes . . . . . 0  
 Under Votes . . . . . 1,073

Director, Pos. 4 MIST-BIRKENFELD JT RFPD  
 Two Year Unexpired Term

Vote for 1  
 Barbara A Smith . . . . . 76 100.00  
 WRITE-IN. . . . . 0  
 Total . . . . . 76  
 Over Votes . . . . . 0  
 Under Votes . . . . . 36

Director, Pos. 2 VERNONIA RFPD

Vote for 1  
 Joel R Glass . . . . . 402 98.77  
 WRITE-IN. . . . . 5 1.23  
 Total . . . . . 407  
 Over Votes . . . . . 1  
 Under Votes . . . . . 231

Director, Pos. 1 SAUVIE ISLAND FIRE #30JT

Vote for 1  
 Mark A Nebeker. . . . . 8 100.00  
 WRITE-IN. . . . . 0  
 Total . . . . . 8  
 Over Votes . . . . . 0  
 Under Votes . . . . . 4

Director, Pos. 3 VERNONIA RFPD

Vote for 1  
 WRITE-IN. . . . . 40 100.00  
 NO CANDIDATE FILED . . . . . 0  
 Total . . . . . 40  
 Over Votes . . . . . 0  
 Under Votes . . . . . 599

Director, Pos. 2 SAUVIE ISLAND FIRE #30JT

Vote for 1  
 Rick Stenlund . . . . . 8 100.00  
 WRITE-IN. . . . . 0  
 Total . . . . . 8  
 Over Votes . . . . . 0  
 Under Votes . . . . . 4

Director, Pos. 4 VERNONIA RFPD

Vote for 1  
 Terence Lindauer . . . . . 415 99.05  
 WRITE-IN. . . . . 4 .95  
 Total . . . . . 419  
 Over Votes . . . . . 0  
 Under Votes . . . . . 220

Director, Pos. 1 SCAPPOOSE JT RFPD

Vote for 1  
 David P Sorenson . . . . . 1,400 99.08  
 WRITE-IN. . . . . 13 .92  
 Total . . . . . 1,413  
 Over Votes . . . . . 0  
 Under Votes . . . . . 976

Director, Pos. 2 CLATSKANIE PARK & REC

Vote for 1  
 WRITE-IN. . . . . 86 100.00  
 NO CANDIDATE FILED . . . . . 0  
 Total . . . . . 86  
 Over Votes . . . . . 0  
 Under Votes . . . . . 1,101

Director, Pos. 2 SCAPPOOSE JT RFPD

Vote for 1  
 Ron Cairns . . . . . 1,325 99.18  
 WRITE-IN. . . . . 11 .82  
 Total . . . . . 1,336  
 Over Votes . . . . . 1  
 Under Votes . . . . . 1,052

Director, Pos. 3 CLATSKANIE PARK & REC

Vote for 1  
 Roger E Jolma . . . . . 819 98.44  
 WRITE-IN. . . . . 13 1.56  
 Total . . . . . 832  
 Over Votes . . . . . 2  
 Under Votes . . . . . 353

VOTES PERCENT

VOTES PERCENT

Director, Pos. 4 CLATSKANIE PARK & REC  
Two Year Unexpired Term  
Vote for 1  
Michelle Keyser . . . . . 767 96.84  
WRITE-IN. . . . . 25 3.16  
Total . . . . . 792  
Over Votes . . . . . 2  
Under Votes . . . . . 393

Director, Zone 4 9-1-1, ZONE 4  
Vote for 1  
Katharine Denckla. . . . . 1,140 99.30  
WRITE-IN. . . . . 8 .70  
Total . . . . . 1,148  
Over Votes . . . . . 1  
Under Votes . . . . . 863

Director, Pos. 3 GTR ST HELENS PK & REC  
Two Year Unexpired Term  
Vote for 1  
Andrew Niemi . . . . . 2,347 98.49  
WRITE-IN. . . . . 36 1.51  
Total . . . . . 2,383  
Over Votes . . . . . 0  
Under Votes . . . . . 1,415

Director, Pos. 1 RAINIER CEMETERY  
Vote for 1  
Janice F Carstensen . . . . . 1,098 97.60  
WRITE-IN. . . . . 27 2.40  
Total . . . . . 1,125  
Over Votes . . . . . 1  
Under Votes . . . . . 656

Director, Pos. 4 GTR ST HELENS PK & REC  
Vote for 1  
Lisa Widmer. . . . . 2,217 98.18  
WRITE-IN. . . . . 41 1.82  
Total . . . . . 2,258  
Over Votes . . . . . 4  
Under Votes . . . . . 1,536

5-243 County Measure COLUMBIA  
Vote for 1  
No. . . . . 4,793 52.04  
Yes . . . . . 4,418 47.96  
Total . . . . . 9,211  
Over Votes . . . . . 2  
Under Votes . . . . . 300

Director, Pos. 5 GTR ST HELENS PK & REC  
Vote for 1  
Patty Tracy. . . . . 2,151 98.00  
WRITE-IN. . . . . 44 2.00  
Total . . . . . 2,195  
Over Votes . . . . . 3  
Under Votes . . . . . 1,600

5-244 City of Scappoose  
Vote for 1  
Yes . . . . . 910 79.20  
No. . . . . 239 20.80  
Total . . . . . 1,149  
Over Votes . . . . . 0  
Under Votes . . . . . 55

Director, Zone 1 9-1-1, ZONE 1  
Vote for 1  
Dee Wooley . . . . . 1,008 98.73  
WRITE-IN. . . . . 13 1.27  
Total . . . . . 1,021  
Over Votes . . . . . 1  
Under Votes . . . . . 397

5-245 Vernonia RFPD  
Vote for 1  
Yes . . . . . 323 51.60  
No. . . . . 303 48.40  
Total . . . . . 626  
Over Votes . . . . . 1  
Under Votes . . . . . 12

Director, Zone 2 9-1-1, ZONE 2  
Vote for 1  
Sean P Clark . . . . . 755 61.89  
Joe Saalfeld . . . . . 447 36.64  
WRITE-IN. . . . . 18 1.48  
Total . . . . . 1,220  
Over Votes . . . . . 1  
Under Votes . . . . . 763

5-246 Vernonia RFPD  
Vote for 1  
No. . . . . 368 58.60  
Yes . . . . . 260 41.40  
Total . . . . . 628  
Over Votes . . . . . 0  
Under Votes . . . . . 11

WITH 54 OF 54 PRECINCTS REPORTING

01 = REGISTERED VOTERS - TOTAL  
02 = BALLOTS CAST - TOTAL

TOTAL PERCENT  
28,139  
9,513

03 = VOTER TURNOUT - TOTAL

TOTAL PERCENT  
33.81

	01	02	03
0001 Clatskanie 1	239	98	41.00
0002 Clatskanie 2	350	125	35.71
0003 Clatskanie 3	268	70	26.12
0004 North Clatskanie	386	129	33.42
0005 South Clatskanie	506	191	37.75
0006 South Delena	474	158	33.33
0007 North Delena	634	200	31.55
0008 Goble	689	209	30.33
0009 Marshland	233	94	40.34
0010 South Milton	283	124	43.82
0011 North Milton	314	121	38.54
0012 South McNulty	478	162	33.89
0013 North McNulty	507	191	37.67
0014 Quincy	457	185	40.48
0015 Rainier 1	310	115	37.10
0016 Rainier 2	683	212	31.04
0017 West Rainier	375	88	23.47
0018 East Rainier	171	55	32.16
0019 South Warren	876	334	38.13
0020 North Warren	673	286	42.50
0021 St. Helens 1	461	105	22.78
0022 St. Helens 2	394	154	39.09
0023 St. Helens 3	793	209	26.36
0024 St. Helens 4	523	133	25.43
0025 St. Helens 5	411	112	27.25
0026 St. Helens 6	2171	644	29.66
0027 St. Helens 7	515	123	23.88
0028 St. Helens 8	552	155	28.08
0029 St. Helens 9	609	188	30.87
0030 South St. Helens	217	85	39.17
0031 Scappoose 1	698	236	33.81
0032 Scappoose 2	749	224	29.91
0033 Scappoose 3	1324	417	31.50
0034 Scappoose 4	1055	327	31.00
0035 South Scappoose	676	229	33.88
0036 Canyon	432	165	38.19
0037 East Scappoose	427	154	36.07
0038 West Scappoose	472	181	38.35
0039 Sauvie Island	34	12	35.29
0040 Yankton	959	373	38.89
0041 Vernonia 1	441	130	29.48
0042 Vernonia 2	287	102	35.54
0043 Vernonia 3	435	136	31.26
0044 Vernonia 4	208	74	35.58
0045 Vernonia 5	537	218	40.60
0046 Apiary	598	169	28.26
0047 Chapman	591	202	34.18
0048 South Deer Island	368	109	29.62
0049 North Deer Island	495	202	40.81
0050 Prescott	40	8	20.00
0051 South Mist	185	75	40.54
0052 North Mist	64	22	34.38
0053 Columbia City	1279	613	47.93
0055 East Chapman	233	80	34.33

WITH 19 OF 19 PRECINCTS REPORTING

Director, Zone 2  
 PORTLAND COMMUNITY COLLEGE DISTRICT

VOTES PERCENT

VOTES PERCENT

Vote for 1

- 01 = Kali Thorne Ladd
- 02 = WRITE-IN

2,183 98.07  
 43 1.93

03 = OVER VOTES  
 04 = UNDER VOTES

0  
 1,576

	01	02	03	04
0010 South Milton	64	3	0	57
0011 North Milton	57	0	0	64
0012 South McNulty	86	0	0	76
0013 North McNulty	104	0	0	87
0021 St. Helens 1	60	2	0	43
0022 St. Helens 2	75	9	0	70
0023 St. Helens 3	154	3	0	52
0024 St. Helens 4	85	0	0	48
0025 St. Helens 5	76	3	0	33
0026 St. Helens 6	378	8	0	258
0027 St. Helens 7	79	0	0	44
0028 St. Helens 8	111	1	0	43
0029 St. Helens 9	116	2	0	70
0030 South St. Helens	53	0	0	32
0040 Yankton	175	6	0	192
0046 Apiary	3	0	0	0
0048 South Deer Island	55	0	0	54
0049 North Deer Island	102	5	0	91
0053 Columbia City	350	1	0	262



NUMBERED KEY CANVASS  
RUN DATE:06/03/15 09:58 AM

Columbia County, Oregon  
Special District Election  
May 19, 2015

Final Official Results  
REPORT-EL52 PAGE 0003

WITH 7 OF 7 PRECINCTS REPORTING

Director, Zone 7  
PORTLAND COMMUNITY COLLEGE DISTRICT

VOTES PERCENT

VOTES PERCENT

Vote for 1  
01 = Deanna Palm  
02 = WRITE-IN

421 98.14  
8 1.86

03 = OVER VOTES  
04 = UNDER VOTES

0  
328

	01	02	03	04
0041 Vernonia 1	69	1	0	60
0042 Vernonia 2	60	1	0	41
0043 Vernonia 3	88	1	0	47
0044 Vernonia 4	46	1	0	27
0045 Vernonia 5	111	2	0	105
0051 South Mist	39	1	0	35
0052 North Mist	8	1	0	13

NUMBERED KEY CANVASS  
 RUN DATE:06/03/15 09:58 AM

Columbia County, Oregon  
 Special District Election  
 May 19, 2015

Final Official Results  
 REPORT-EL52 PAGE 0004

WITH 7 OF 7 PRECINCTS REPORTING

Director, Pos. 1 CLATSKANIE 6J SCHOOL

Vote for 1  
 01 = Megan Evenson  
 02 = WRITE-IN

VOTES PERCENT

VOTES PERCENT

665 99.40  
 4 .60

03 = OVER VOTES  
 04 = UNDER VOTES

0  
 223

	01	02	03	04
0001 Clatskanie 1	82	0	0	16
0002 Clatskanie 2	102	1	0	22
0003 Clatskanie 3	57	1	0	12
0004 North Clatskanie	97	1	0	31
0005 South Clatskanie	133	1	0	57
0009 Marshland	63	0	0	31
0014 Quincy	131	0	0	54

FINAL OFFICIAL CANVASS  
 RUN DATE:06/03/15 10:44 AM

May 19, 2015  
 SPECIAL DISTRICT ELECTION  
 CLATSOP COUNTY, OREGON

REPORT-EL52 PAGE 0013  
 VOTES PERCENT

Director, Pos. 1 CLATSKANIE SCHOOL DISTRICT NEG

Vote for 1  
 01 = Megan Evenson  
 02 = WRITE-IN

79 99.75  
 1 1.25

03 = OVER VOTES  
 04 = UNDER VOTES

0  
 14

	01	02	03	04
0050 50	79	1	0	14

NUMBERED KEY CANVASS  
 RUN DATE:06/03/15 09:58 AM

Columbia County, Oregon  
 Special District Election  
 May 19, 2015

Final Official Results  
 REPORT-EL52 PAGE 0005

WITH 7 OF 7 PRECINCTS REPORTING

Director, Pos. 2 CLATSKANIE 6J SCHOOL  
 Vote for 1  
 01 = Monty R Akin  
 02 = WRITE-IN

VOTES PERCENT

VOTES PERCENT

627 99.05 03 = OVER VOTES  
 6 .95 04 = UNDER VOTES

0  
 259

	01	02	03	04
0001 Clatskanie 1	77	0	0	21
0002 Clatskanie 2	95	1	0	29
0003 Clatskanie 3	59	1	0	10
0004 North Clatskanie	88	3	0	38
0005 South Clatskanie	127	0	0	64
0009 Marshland	60	0	0	34
0014 Quincy	121	1	0	63

FINAL OFFICIAL CANVASS  
 RUN DATE:06/03/15 10:44 AM

May 19, 2015  
 SPECIAL DISTRICT ELECTION  
 CLATSOP COUNTY, OREGON

REPORT EL52 PAGE 0011

Director, Pos. 2 CLATSKANIE SCHOOL DISTRICT #6J  
 Vote for 1  
 01 = Monty R Akin  
 02 = WRITE-IN

VOTES PERCENT

VOTES PERCENT

82 100.00 03 = OVER VOTES  
 0 04 = UNDER VOTES

0  
 12

	01	02	03	04
0000 50	82	0	0	12

NUMBERED KEY CANVASS  
 RUN DATE:06/03/15 09:58 AM

Columbia County, Oregon  
 Special District Election  
 May 19, 2015

Final Official Results  
 REPORT-EL52 PAGE 0006

WITH 7 OF 7 PRECINCTS REPORTING

Director, Pos. 3 CLATSKANIE 6J SCHOOL  
 Two Year Unexpired Term  
 Vote for 1  
 01 = Judy Skirvin  
 02 = WRITE-IN

VOTES PERCENT

VOTES PERCENT

642 98.47  
 10 1.53

03 = OVER VOTES  
 04 = UNDER VOTES

0  
 240

	01	02	03	04
0001 Clatskanie 1	74	2	0	22
0002 Clatskanie 2	103	1	0	21
0003 Clatskanie 3	56	1	0	13
0004 North Clatskanie	95	1	0	33
0005 South Clatskanie	126	1	0	64
0009 Marshland	62	1	0	31
0014 Quincy	126	3	0	56

FINAL OFFICIAL CANVASS  
 RUN DATE:06/03/15 10:44 AM

May 19, 2015  
 SPECIAL DISTRICT ELECTION  
 CLATSOP COUNTY, OREGON

REPORT EL52 PAGE 0013

Director, Pos. 3 CLATSKANIE SCHOOL DISTRICT #6J  
 Vote for 1  
 01 = Judy Skirvin  
 02 = WRITE-IN

VOTES PERCENT

VOTES PERCENT

81 100.00  
 3

03 = OVER VOTES  
 04 = UNDER VOTES

0  
 13

	01	02	03	04
0050 50	81	0	0	13

\*\*\*\*\*

NUMBERED KEY CANVASS

Columbia County, Oregon  
Special District Election  
May 19, 2015

Final Official Results

RUN DATE:06/03/15 09:58 AM

REPDR:EL52 PAGE 0007

WITH 7 OF 7 PRECINCTS REPORTING

Director, Pos. 5 CLATSKANIE 6J SCHOOL  
Two Year Unexpired Term

VOTES PERCENT

VOTES PERCENT

Vote for 1  
01 = Walt E Lovegren  
02 = WRITE-IN

638 98.91  
7 1.09

03 = OVER VOTES  
04 = UNDER VOTES

0  
247

	01	02	03	04
0001 Clatskanie 1	76	1	0	21
0002 Clatskanie 2	98	2	0	25
0003 Clatskanie 3	54	2	0	14
0004 North Clatskanie	93	0	0	36
0005 South Clatskanie	127	1	0	63
0009 Marshland	58	0	0	36
0014 Quincy	132	1	0	52

FINAL OFFICIAL CANVASS

May 19, 2015  
SPECIAL DISTRICT ELECTION  
CLATSOP COUNTY, OREGON

REPORT:EL52 PAGE 0013

RUN DATE:06/03/15 10:44 AM

Director, Pos. 5 CLATSKANIE SCHOOL DISTRICT #6J

Vote for 1  
01 = Walt E Lovegren  
02 = WRITE-IN

73 97.33  
2 2.67

03 = OVER VOTES  
04 = UNDER VOTES

0  
19

	01	02	03	04
0050 50	73	2	0	19

WITH 9 OF 9 PRECINCTS REPORTING

Director, Zone 3 RAINIER 13 SCHOOL

Vote for 1  
01 = Rodney Harding  
02 = WRITE-IN

VOTES PERCENT

VOTES PERCENT

749 95.66  
34 4.34

03 = OVER VOTES  
04 = UNDER VOTES

3  
428

-----  
01 02 03 04  
-----

0006 South Delena	95	5	1	57
0007 North Delena	122	2	2	74
0008 Goble	118	9	0	82
0015 Rainier 1	64	5	0	46
0016 Rainier 2	143	5	0	64
0017 West Rainier	61	2	0	25
0018 East Rainier	37	2	0	16
0046 Apiary	103	4	0	62
0050 Prescott	6	0	0	2

WITH 9 OF 9 PRECINCTS REPORTING

VOTES PERCENT

VOTES PERCENT

Director, Zone 4 RAINIER 13 SCHOOL

Vote for 1

01 = Sean P Clark

02 = WRITE-IN

757 97.43  
20 2.57

03 = OVER VOTES  
04 = UNDER VOTES

4  
433

	01	02	03	04
--	----	----	----	----

0006 South Delena	100	2	0	56
0007 North Delena	124	1	2	73
0008 Goble	124	6	1	78
0015 Rainier 1	63	2	0	50
0016 Rainier 2	143	3	1	65
0017 West Rainier	61	0	0	27
001B East Rainier	35	3	0	17
0046 Apiary	101	3	0	65
0050 Prescott	6	0	0	2

WITH 9 OF 9 PRECINCTS REPORTING

Director, Zone 6 RAINIER 13 SCHOOL

VOTES PERCENT

VOTES PERCENT

Vote for 1

01 = Penny Blahm

02 = WRITE-IN

749 96.65  
26 3.35

03 = OVER VOTES  
04 = UNDER VOTES

2  
437

-----  
01 02 03 04  
-----

0006 South Delena	95	3	0	60
0007 North Delena	119	2	2	77
0008 Goble	117	7	0	85
0015 Rainier 1	67	4	0	44
0016 Rainier 2	142	2	0	68
0017 West Rainier	58	3	0	27
0018 East Rainier	36	2	0	17
0046 Apiary	107	3	0	59
0050 Prescott	8	0	0	0



NUMBERED KEY CANVASS

Columbia County, Oregon  
Special District Election  
May 19, 2015

Final Official Results

RUN DATE:06/03/15 09:58 AM

REPORT-EL52 PAGE 0011

WITH 13 OF 13 PRECINCTS REPORTING

Director, Zone 1 SCAPPOOSE 1J SCHOOL

VOTES PERCENT

VOTES PERCENT

Vote for 1

01 = Christopher Ekstrom	987	43.42
02 = Jim Hoag	1,277	56.18
03 = WRITE-IN	9	.40

04 = OVER VOTES	1
05 = UNDER VOTES	573

	01	02	03	04	05
0019 South Warren	102	158	3	0	71
0020 North Warren	100	128	0	0	58
0031 Scappoose 1	104	91	0	0	41
0032 Scappoose 2	85	87	1	0	51
0033 Scappoose 3	133	200	3	1	80
0034 Scappoose 4	105	171	0	0	51
0035 South Scappoose	76	100	0	0	53
0036 Canyon	66	71	0	0	28
0037 East Scappoose	48	74	1	0	31
0038 West Scappoose	64	70	0	0	47
0039 Sauvie Island	3	4	0	0	5
0047 Chapman	71	86	1	0	44
0055 East Chapman	30	37	0	0	13

NUMBERED KEY CANVASS

Multnomah County, Oregon  
Special District Election  
May 19, 2015

FINAL OFFICIAL RESULTS

RUN DATE:06/03/15 08:44 AM

REPORT-EL52 PAGE 0055

Director, Zone 1 SCAPPOOSE SCHOOL DISTRICT #9-1JT (COL)

VOTES PERCENT

VOTES PERCENT

Vote for 1

01 = Christopher Ekstrom	72	52.17
02 = Jim Hoag	65	47.10
03 = WRITE-IN	1	.72

04 = OVER VOTES	0
05 = UNDER VOTES	35

	01	02	03	04	05
3102	22	12	0	0	0
3103	50	53	1	0	35
4401	0	0	0	0	0

NUMBERED KEY CANVASS

Washington County, Oregon  
Special District Election  
May 19, 2015

Official

RUN DATE:06/04/15 11:15 AM

REPORT-EL52 PAGE 0035

Scappoose School Director, Zone 1

VOTES PERCENT

VOTES PERCENT

Vote for 1

01 = Christopher Ekstrom	2	33.33
02 = Jim Hoag	4	66.67
03 = WRITE-IN	0	

04 = OVER VOTES	0
05 = UNDER VOTES	0

	01	02	03	04	05
0326 326	2	0	0	0	0
0334 334	0	4	0	0	0

NUMBERED KEY CANVASS

Columbia County, Oregon  
Special District Election  
May 19, 2015

Final Official Results

RUN DATE:06/03/15 09:58 AM

REPORT-EL52 PAGE 0012

WITH 13 OF 13 PRECINCTS REPORTING

Director, Zone 2 SCAPPOOSE 13 SCHOOL

VOTES PERCENT

VOTES PERCENT

Vote for 1

- 01 = Angela Schillereff
- 02 = WRITE-IN

1,561 98.61  
22 1.39

03 = OVER VOTES  
04 = UNDER VOTES

0  
1,264

	01	02	03	04
--	----	----	----	----

0019 South Warren	165	0	0	169
0020 North Warren	154	3	0	129
0031 Scappoose 1	124	1	0	111
0032 Scappoose 2	125	1	0	98
0033 Scappoose 3	267	5	0	145
0034 Scappoose 4	200	3	0	124
0035 South Scappoose	116	2	0	111
0036 Canyon	84	0	0	81
0037 East Scappoose	88	3	0	63
0038 West Scappoose	83	2	0	96
0039 Sauvie Island	5	0	0	7
0047 Chapman	102	2	0	98
0055 East Chapman	48	0	0	32

NUMBERED KEY CANVASS

Multnomah County, Oregon  
Special District Election  
May 19, 2015

FINAL OFFICIAL RESULTS

RUN DATE:06/03/15 08:44 AM

REPORT-EL52 PAGE 0056

VOTES PERCENT

VOTES PERCENT

Director, Zone 2 SCAPPOOSE SCHOOL DISTRICT #9-1JT (COL)

Vote for 1

- 01 = Angela Schillereff
- 02 = WRITE-IN

140 99.29  
1 .71

03 = OVER VOTES  
04 = UNDER VOTES

0  
32

	01	02	03	04
--	----	----	----	----

3102	17	0	0	17
3103	123	1	0	15
4401	0	0	0	0

NUMBERED KEY CANVASS

Washington County, Oregon  
Special District Election  
May 19, 2015

Official

RUN DATE:06/04/15 11:15 AM

REPORT-EL52 PAGE 0036

VOTES PERCENT

VOTES PERCENT

Scappoose School Director, Zone 2

Vote for 1

- 01 = Angela Schillereff
- 02 = WRITE-IN

4 100.00  
0

03 = OVER VOTES  
04 = UNDER VOTES

0  
2

	01	02	03	04
--	----	----	----	----

0326 326	0	0	0	2
0334 334	4	0	0	0

NUMBERED KEY CANVASS  
 RUN DATE:06/03/15 09:58 AM

Columbia County, Oregon  
 Special District Election  
 May 19, 2015

Final Official Results  
 REPORT-EL52 PAGE 0013

WITH 13 DF 13 PRECINCTS REPDRTING

	VOTES	PERCENT		VOTES	PERCENT
Director, Zone 6 (At Large) SCAPPOOSE 1J SCHDOL					
Vote for 1					
01 = Michelle J Graham	1,243	59.33			
02 = Christa Ruth Meshell	840	40.10	04 = OVER VOTES	2	
03 = WRITE-IN	12	.57	05 = UNDER VOTES	750	
	01	02	03	04	05
0019 South Warren	153	81	1	0	99
0020 North Warren	118	79	3	0	86
0031 Scappoose 1	102	73	0	0	61
0032 Scappoose 2	79	82	1	0	62
0033 Scappoose 3	192	119	3	1	102
0034 Scappoose 4	147	117	0	0	63
0035 South Scappoose	99	61	0	1	68
0036 Canyon	70	60	0	0	35
0037 East Scappoose	78	41	2	0	33
0038 West Scappoose	81	43	0	0	57
0039 Sauvie Island	4	3	0	0	5
0047 Chapman	84	53	2	0	63
0055 East Chapman	36	28	0	0	16

NUMBERED KEY CANVASS  
 RUN DATE:06/03/15 08:44 AM

Multnomah County, Oregon  
 Special District Election  
 May 19, 2015

FINAL OFFICIAL RESULTS  
 REPORT-EL52 PAGE 0057

	VOTES	PERCENT		VOTES	PERCENT
Director, Zone 6 (At Large) SCAPPOOSE SCHOOL DISTRICT #9-1JT (COL)					
Vote for 1					
01 = Michelle J Graham	66	52.80			
02 = Christa Ruth Meshell	57	45.60	04 = OVER VOTES	0	
03 = WRITE-IN	2	1.60	05 = UNDER VOTES	48	
	01	02	03	04	05
3102	13	19	0	0	2
3103	53	38	2	0	46
4401	0	0	0	0	0

NUMBERED KEY CANVASS  
 RUN DATE:06/04/15 11:15 AM

Washington County, Oregon  
 Special District Election  
 May 19, 2015

Official  
 REPORT-EL52 PAGE 0037

	VOTES	PERCENT		VOTES	PERCENT
Scappoose School Director, Zone 6 (At Large)					
Vote for 1					
01 = Michelle J Graham	6	100.00			
02 = Christa Ruth Meshell	0		04 = OVER VOTES	0	
03 = WRITE-IN	0		05 = UNDER VOTES	0	
	01	02	03	04	05
0326 326	2	0	0	0	0
0334 334	4	0	0	0	0

NUMBERED KEY CANVASS  
 RUN DATE:06/03/15 09:58 AM

Columbia County, Oregon  
 Special District Election  
 May 19, 2015

Final Official Results  
 REPORT-EL52 PAGE 0014

WITH 13 OF 13 PRECINCTS REPORTING

Director, Zone 7 (At Large) SCAPPOOSE 1J SCHDOL

VOTES PERCENT

VOTES PERCENT

Vote for 1  
 01 = Will Kessi  
 02 = WRITE-IN

1,788 97.39  
 48 2.61

03 = OVER VOTES  
 04 = UNDER VOTES

0  
 1.011

	01	02	03	04
0019 South Warren	186	5	0	143
0020 North Warren	179	6	0	101
0031 Scappoose 1	154	1	0	81
0032 Scappoose 2	144	1	0	79
0033 Scappoose 3	284	4	0	129
0034 Scappoose 4	222	6	0	99
0035 South Scappoose	133	4	0	92
0036 Canyon	108	4	0	53
0037 East Scappoose	97	5	0	52
0038 West Scappoose	97	9	0	75
0039 Sauvie Island	7	0	0	5
0047 Chapman	121	3	0	78
0055 East Chapman	56	0	0	24

NUMBERED KEY CANVASS  
 RUN DATE:06/03/15 08:44 AM

Multnomah County, Oregon  
 Special District Election  
 May 19, 2015

FINAL OFFICIAL RESULTS  
 REPORT-EL52 PAGE 0058

VOTES PERCENT

VOTES PERCENT

Director, Zone 7 (At Large)  
 SCAPPOOSE SCHOOL DISTRICT #9-1JT (COL)

Vote for 1  
 01 = Will Kessi  
 02 = WRITE-IN

120 97.56  
 3 2.44

03 = OVER VOTES  
 04 = UNDER VOTES

0  
 50

	01	02	03	04
3102	20	0	0	14
3103	100	3	0	36
4401	0	0	0	0

NUMBERED KEY CANVASS  
 RUN DATE:06/04/15 11:15 AM

Washington County, Oregon  
 Special District Election  
 May 19, 2015

Official  
 REPORT-EL52 PAGE 0038

VOTES PERCENT

VOTES PERCENT

Scappoose School Director, Zone 7 (At Large)

Vote for 1  
 01 = Will Kessi  
 02 = WRITE-IN

4 100.00  
 0

03 = OVER VOTES  
 04 = UNDER VOTES

0  
 2

	01	02	03	04
0326 326	0	0	0	2
0334 334	4	0	0	0

WITH 18 OF 18 PRECINCTS REPORTING

Director, Pos. 2 ST HELENS 502 SCHOOL

Vote for 1

- 01 = Melody Killens
- 02 = Trinity Monahan
- 03 = Julie A Farrell
- 04 = Ray Biggs

VOTES PERCENT

VOTES PERCENT

1,121 36.61  
 570 18.62  
 649 21.20  
 703 22.96

05 = WRITE-IN  
 06 = OVER VOTES  
 07 = UNDER VOTES

19 .62  
 10  
 731

-----  
 01 02 03 04 05 06 07  
 -----

0010 South Milton	50	7	19	28	0	1	19
0011 North Milton	33	23	12	24	0	1	28
0012 South McNulty	45	22	28	35	0	2	30
0013 North McNulty	58	26	39	18	0	0	50
0021 St. Helens 1	32	19	16	16	0	0	22
0022 St. Helens 2	56	24	16	28	3	1	26
0023 St. Helens 3	59	27	42	43	4	0	34
0024 St. Helens 4	55	16	20	18	1	0	23
0025 St. Helens 5	36	18	14	26	1	0	17
0026 St. Helens 6	191	87	138	105	3	1	119
0027 St. Helens 7	31	22	28	22	0	1	19
0028 St. Helens 8	57	22	27	23	0	0	26
0029 St. Helens 9	67	30	33	37	1	0	20
0030 South St. Helens	27	7	14	25	0	0	12
0040 Yankton	86	49	62	71	0	2	103
0048 South Deer Island	25	17	16	20	3	0	28
0049 North Deer Island	43	24	26	57	3	0	49
0053 Columbia City	170	130	99	107	0	1	106

NUMBERED KEY CANVASS  
 RUN DATE:06/03/15 09:58 AM

Columbia County, Oregon  
 Special District Election  
 May 19, 2015

Final Official Results  
 REPORT-EL52 PAGE 0016

WITH 1B OF 18 PRECINCTS REPORTING

	VOTES	PERCENT		VOTES	PERCENT
Director, Pos. 5 ST HELENS 502 SCHOOL					
Vote for 1					
01 = Clayton Lance	131	4.30			
02 = Mark Gundersen	605	19.84	05 = WRITE-IN	14	.46
03 = Bill Amos	1,524	49.98	06 = OVER VOTES	1	
04 = Traci Brumbles	775	25.42	07 = UNDER VOTES	753	

	01	02	03	04	05	06	07
0010 South Milton	2	19	57	24	0	0	22
0011 North Milton	0	15	66	13	0	0	27
0012 South McNulty	7	33	71	23	0	0	28
0013 North McNulty	2	37	61	44	0	0	47
0021 St. Helens 1	3	13	35	27	0	0	27
0022 St. Helens 2	8	23	76	21	2	0	24
0023 St. Helens 3	5	45	76	46	3	0	34
0024 St. Helens 4	6	32	42	29	0	0	24
0025 St. Helens 5	9	17	41	28	0	0	17
0026 St. Helens 6	19	115	230	154	2	0	124
0027 St. Helens 7	5	18	50	28	0	0	22
0028 St. Helens 8	11	31	58	30	0	0	25
0029 St. Helens 9	6	16	91	46	2	1	26
0030 South St. Helens	4	19	31	16	1	0	14
0040 Yankton	16	42	127	77	1	0	110
0048 South Deer Island	10	16	33	20	1	0	29
0049 North Deer Island	5	30	75	41	2	0	49
0053 Columbia City	13	84	304	108	0	0	104

NUMBERED KEY CANVASS  
 RUN DATE:06/03/15 09:58 AM

Columbia County, Oregon  
 Special District Election  
 May 19, 2015

Final Official Results  
 REPORT-EL52 PAGE 0017

WITH 7 OF 7 PRECINCTS REPDRTING

Director, Pos. 2 VERNONIA 47J SCHOOL

VOTES PERCENT

VOTES PERCENT

Vote for 1  
 01 = Thomas E Jones  
 02 = Greg Kintz  
 03 = WRITE-IN

221 44.02  
 276 54.98  
 5 1.00

04 = OVER VOTES  
 05 = UNDER VOTES

0  
 255

0041 Vernonia 1  
 0042 Vernonia 2  
 0043 Vernonia 3  
 0044 Vernonia 4  
 0045 Vernonia 5  
 0051 South Mist  
 0052 North Mist

	01	02	03	04	05
0041 Vernonia 1	42	47	2	0	39
0042 Vernonia 2	21	45	0	0	36
0043 Vernonia 3	29	64	0	0	43
0044 Vernonia 4	19	29	0	0	26
0045 Vernonia 5	58	63	1	0	96
0051 South Mist	42	19	2	0	12
0052 North Mist	10	9	0	0	3

NUMBERED KEY CANVASS  
 RUN DATE:06/04/15 11:15 AM

Washington County, Oregon  
 Special District Election  
 May 19, 2015

Official  
 REPORT-EL52 PAGE 0043

VOTES PERCENT

VOTES PERCENT

Vernonia School Director, Pos 2

Vote for 1  
 01 = Thomas E Jones  
 02 = Greg Kintz  
 03 = WRITE-IN

1 25.00  
 3 75.00  
 0

04 = OVER VOTES  
 05 = UNDER VOTES

0  
 0

0301 301  
 0326 326

	01	02	03	04	05
0301 301	0	2	0	0	0
0326 326	1	1	0	0	0

NUMBERED KEY CANVASS

RUN DATE:06/03/15 09:58 AM

Columbia County, Oregon  
Special District Election  
May 19, 2015

Final Official Results

REPORT-EL52

PAGE 0018

WITH 7 OF 7 PRECINCTS REPORTING

VOTES PERCENT

VOTES PERCENT

Director, Pos. 3 VERNONIA 47J SCHOOL

Vote for 1

01 = Katie A Cook  
02 = WRITE-IN

428 96.40  
16 3.60

03 = OVER VOTES  
04 = UNDER VOTES

0  
313

-----  
01 02 03 04  
-----

0041 Vernonia 1  
0042 Vernonia 2  
0043 Vernonia 3  
0044 Vernonia 4  
0045 Vernonia 5  
0051 South Mist  
0052 North Mist

72 2 0 56  
58 4 0 40  
87 1 0 48  
46 2 0 26  
118 3 0 97  
37 4 0 34  
10 0 0 12

NUMBERED KEY CANVASS

RUN DATE:06/04/15 11:15 AM

Washington County, Oregon  
Special District Election  
May 19, 2015

Official

REPORT-EL52

PAGE 0044

VOTES PERCENT

VOTES PERCENT

Vernonia School Director, Pos 3

Vote for 1

01 = Katie A Cook  
02 = WRITE-IN

2 100.00  
0

03 = OVER VOTES  
04 = UNDER VOTES

0  
2

-----  
01 02 03 04  
-----

0301 301  
0326 326

0 0 0 2  
2 0 0 0



NUMBERED KEY CANVASS  
RUN DATE:06/03/15 09:58 AM

Columbia County, Oregon  
Special District Election  
May 19, 2015

Final Official Results

REPORT-EL52 PAGE 0019

WITH 7 OF 7 PRECINCTS REPORTING

Director, Pos. 7 VERNONIA 47J SCHOOL

Vote for 1  
01 = Brittanie A Roberts  
02 = WRITE-IN

VOTES PERCENT  
424 96.36  
16 3.64

03 = DVER VOTES  
04 = UNDER VOTES

VOTES PERCENT  
0  
317

	01	02	03	04
0041 Vernonia 1	76	4	0	50
0042 Vernonia 2	61	3	0	38
0043 Vernonia 3	84	1	0	51
0044 Vernonia 4	43	2	0	29
0045 Vernonia 5	111	4	0	103
0051 South Mist	39	2	0	34
0052 North Mist	10	0	0	12

NUMBERED KEY CANVASS  
RUN DATE:06/04/15 11:15 AM

Washington County, Oregon  
Special District Election  
May 19, 2015

Official

REPORT-EL52 PAGE 0045

VOTES PERCENT

Vernonia School Director, Pos 7  
Vote for 1  
01 = Brittanie A Roberts  
02 = WRITE-IN

2 100.00  
0

03 = OVER VOTES  
04 = UNDER VOTES

VOTES PERCENT  
0  
2

	01	02	03	04
0301 301	0	0	0	2
0326 326	2	0	0	0

WITH 10 OF 10 PRECINCTS REPORTING

Director, Pos. 2 CLATSKANIE LIBRARY  
Two Year Unexpired Term  
Vote for 1  
01 = Neil C Christensen  
02 = WRITE-IN

VOTES PERCENT

VOTES PERCENT

853 99.53  
4 .47

03 = OVER VOTES  
04 = UNDER VOTES

1  
329

	01	02	03	04
0001 Clatskanie 1	85	0	0	13
0002 Clatskanie 2	101	0	0	24
0003 Clatskanie 3	63	1	0	6
0004 North Clatskanie	92	0	0	37
0005 South Clatskanie	126	0	0	60
0006 South Delena	63	1	0	40
0007 North Delena	121	2	1	61
0009 Marshland	62	0	0	32
0014 Quincy	132	0	0	53
0046 Apiary	8	0	0	3

NUMBERED KEY CANVASS

RUN DATE:06/03/15 09:58 AM

Columbia County, Oregon  
Special District Election  
May 19, 2015

Final Official Results

REPORT-EL52 PAGE 0021

WITH 10 OF 10 PRECINCTS REPORTING

Director, Pos. 3 CLATSKANIE LIBRARY

VOTES PERCENT

VOTES PERCENT

Vote for 1

01 = NO CANDIDATE FILED

02 = WRITE-IN

0  
90 100.00

03 = OVER VOTES  
04 = UNDER VOTES

0  
1.097

	01	02	03	04
0001 Clatskanie 1	0	18	0	80
0002 Clatskanie 2	0	5	0	120
0003 Clatskanie 3	0	7	0	63
0004 North Clatskanie	0	12	0	117
0005 South Clatskanie	0	8	0	178
0006 South Delena	0	7	0	97
0007 North Delena	0	14	0	171
0009 Marshland	0	9	0	85
0014 Quincy	0	10	0	175
0046 Apiary	0	0	0	11

Office recorded on this sheet: Clatskanie Library, Director Pos 3  
 County: Columbia  
 Election: May 19, 2015  
 Page 1 of 1 pages

SED Form No. 155 4-09-1993

STATE OF OREGON  
 ABSTRACT OF VOTES

Name of No. of Precinct	ELECTIONS							2 VOTES or less.	
	Stone, Alex	Brown, Ralph	Bell, Lois		Wolf, Tim	BLANK OR NONE			
01 CLATSKANIE 1	4	2					3	9	
02 CLATSKANIE 2	1						1	3	
03 CLATSKANIE 3	3						1	3	
04 NORTH CLATSKANIE					3		1	8	
05 SOUTH CLATSKANIE							2	6	
06 SOUTH DELENA			4					4	
07 NORTH DELENA	1	1					3	9	
09 MARSHLAND	2						3	4	
14 QUINCY		2					1	7	
46 APIARY									
TOTAL	11	5	4	0	0	3	15	53	

Separate Sheets for  
 1. President  
 Vice President

2. National Committeeman  
 3. Delegates at Large  
 4. Delegates - Districts

5. U.S. Senator and Congressman  
 6. State Offices  
 7. Judicial Offices

8. State Senators  
 9. State Representatives  
 10. Others

I certify that the votes recorded on this abstract correctly summarize the tally of votes cast at the election indicated.  
 Signature of County Clerk: *Elizabeth L. Hines*  
 Date of Abstract: 6/3/2015

ABSTRACT OF VOTES AT GENERAL AND SPECIAL ELECTIONS:  
 Votes cast for Governor must be on separate page or pages.  
 For additional instructions see ORS 250.810.

ABSTRACT OF VOTES AT PRIMARY ELECTIONS:  
 Separate sheets for Democratic, Republican, Nonpartisan,, and other candidates.  
 Separate sheets for candidates for City, County (including Precinct) and State office.  
 For additional instructions, see ORS 249.410.

<b>Clatskanie Library, Director Position 3</b>		
BLANK OR NONE		15
Alex	Stone	11
Ralph	Brown	5
Lois	Bell	4
Tim	Wolf	3
Ernest A	Carman	2
Dennis	Davis	2
Craig	Dooley	2
Joyce	Harmon	2
Marc R	Lever	2
Rick D	Taylor	2
Lisa	Blaylock	1
Susan	Cerelli	1
Loren	Dummer	1
Bob	Emminger	1
Mark	Farmer	1
Zack	Gibson	1
Tammara	Guinther	1
Joel	Guytol	1
Sandy	Hartley	1
Debbie	Hazen	1
Debbie Steele	Hazen	1
Howard	Heironimus	1
Marvin	Hoover	1
Jerry W	Jonasson	1
Jeffrey	Kahle	1
Barbara	Kallio	1
Robert A	Keyser	1
Eila	Kynsi	1
John	Lillich	1
Franke	Lohrke III	1
Walt	Lovegren	1
Randy	Lund	1
Margaret	Magruder	1
Sandy	Makela	1
Colleen	Moore	1
Dan	Moorehead	1
Brenda	Nelson	1
Duane	Nelson	1
Terrie	Neubuer	1
Terry	Salo	1
Keith	Satfin	1
Warren	Seely	1
Calin	Shulda	1
Bertie	Smith	1
Tim	Spencer	1
Dean	Tweet	1
Andrew	Vancosten	1
A	Velliquette	1
Jim	Wolfenbarger	1
barney rubble		1
big foot		1
<b>total votes</b>		<b>91</b>

WITH 10 OF 10 PRECINCTS REPORTING

Director, Pos. 4 CLATSKANIE LIBRARY

- Vote for 1
- 01 = James "Jim" W Gibson
- 02 = WRITE-IN

VOTES PERCENT

VOTES PERCENT

789 97.77  
18 2.23

03 = OVER VOTES  
04 = UNDER VOTES

1  
379

-----  
01 02 03 04  
-----

0001 Clatskanie 1	71	2	0	25
0002 Clatskanie 2	89	3	0	33
0003 Clatskanie 3	53	2	0	15
0004 North Clatskanie	81	4	0	44
0005 South Clatskanie	126	0	0	60
0006 South Delena	62	2	0	40
0007 North Oelena	119	3	1	62
0009 Marshland	58	2	0	34
0014 Quincy	122	0	0	63
0046 Apiary	8	0	0	3

=====

WITH 10 OF 10 PRECINCTS REPORTING

Director, Pos. 5 CLATSKANIE LIBRARY

VOTES PERCENT

VOTES PERCENT

Vote for 1

01 = Nancy K Muller

02 = WRITE-IN

751 98.69

10 1.31

03 = OVER VOTES

04 = UNDER VOTES

1  
 425

-----  
 01 02 03 04  
 -----

0001 Clatskanie 1	69	1	0	28
0002 Clatskanie 2	87	0	0	38
0003 Clatskanie 3	53	2	0	15
0004 North Clatskanie	77	4	0	48
0005 South Clatskanie	115	0	0	71
0006 South Delena	60	1	0	43
0007 North Delena	113	2	1	69
0009 Marshland	56	0	0	38
0014 Quincy	113	0	0	72
0046 Apiary	8	0	0	3

WITH 11 OF 11 PRECINCTS REPORTING

Director, Pos. 3 SCAPPOOSE LIBRARY

VOTES PERCENT

VOTES PERCENT

Vote for 1  
01 = Bill Blank  
02 = WRITE-IN

1,421 98.96  
15 1.04

03 = OVER VOTES  
04 = UNDER VOTES

0  
953

-----  
01 02 03 04  
-----

0019 South Warren	104	1	0	88
0031 Scappoose 1	136	1	0	99
0032 Scappoose 2	130	1	0	93
0033 Scappoose 3	282	2	0	133
0034 Scappoose 4	220	1	0	106
0035 South Scappoose	138	0	0	91
0036 Canyon	86	4	0	71
0037 East Scappoose	86	3	0	65
0038 West Scappoose	86	1	0	90
0047 Chapman	106	1	0	86
0055 East Chapman	47	0	0	31



NUMBERED KEY CANVASS  
 RUN DATE:06/03/15 09:58 AM

Columbia County, Oregon  
 Special District Election  
 May 19, 2015

Final Official Results  
 REPORT-EL52 PAGE 0025

Director, Pos. 4 SCAPPOOSE LIBRARY  
 Vote for 1  
 01 = Mary Jo Mazzella  
 02 = WRITE-IN

VOTES PERCENT  
 1,363 98.98  
 14 1.02

WITH 11 OF 11 PRECINCTS REPORTING  
 03 = OVER VOTES  
 04 = UNDER VOTES

VOTES PERCENT  
 0  
 1.012

	01	02	03	04
0019 South Warren	94	2	0	97
0031 Scappoose 1	134	1	0	101
0032 Scappoose 2	129	1	0	94
0033 Scappoose 3	275	2	0	140
0034 Scappoose 4	209	1	0	117
0035 South Scappoose	121	1	0	107
0036 Canyon	87	3	0	71
0037 East Scappoose	85	2	0	67
0038 West Scappoose	84	0	0	93
0047 Chapman	99	1	0	93
0055 East Chapman	46	0	0	32

WITH 11 OF 11 PRECINCTS REPDRTING

Director, Pos. 5 SCAPPOOSE LIBRARY  
 Vote for 1  
 01 = Larry Rocha  
 02 = WRITE-IN

VOTES PERCENT

VOTES PERCENT

1.445 99.18  
 12 .82

03 = OVER VOTES  
 04 = UNDER VOTES

0  
 932

	01	02	03	04
0019 South Warren	101	1	0	91
0031 Scappoose 1	147	0	0	89
0032 Scappoose 2	133	1	0	90
0033 Scappoose 3	281	3	0	133
0034 Scappoose 4	232	1	0	94
0035 South Scappoose	127	1	0	101
0036 Canyon	91	2	0	68
0037 East Scappoose	91	1	0	62
0038 West Scappoose	95	0	0	82
0047 Chapman	100	2	0	91
0055 East Chapman	47	0	0	31

WITH 47 DF 47 PRECINCTS REPORTING

Commissioner, Pos. 1 PORT OF ST. HELENS

VOTES PERCENT

VOTES PERCENT

Vote for 1

01 = Robert Keyser

02 = Carmen A Kulp

03 = Paulette Lichatowich

2.618 39.71  
 1,284 19.48  
 2.650 40.19

04 = WRITE-IN  
 05 = OVER VOTES  
 06 = UNDER VOTES

41 .62  
 0  
 1,807

	01	02	03	04	05	06
0001 Clatskanie 1	59	10	24	0	0	5
0002 Clatskanie 2	87	20	10	0	0	8
0003 Clatskanie 3	43	8	16	0	0	3
0004 North Clatskanie	73	10	23	1	0	19
0005 South Clatskanie	52	6	11	0	0	21
0006 South Delena	43	4	18	4	0	26
0007 North Delena	97	28	41	0	0	34
0008 Goble	74	35	57	2	0	41
0009 Marshland	60	7	16	0	0	11
0010 South Milton	39	17	43	1	0	24
0011 North Milton	33	11	43	0	0	34
0012 South McNulty	54	25	54	0	0	29
0013 North McNulty	48	20	83	0	0	40
0014 Quincy	113	16	37	1	0	18
0015 Rainier 1	48	15	21	2	0	29
0016 Rainier 2	86	43	36	2	0	45
0017 West Rainier	33	14	19	1	0	21
0018 East Rainier	20	12	9	0	0	14
0019 South Warren	60	59	128	0	0	87
0020 North Warren	79	36	94	1	0	76
0021 St. Helens 1	24	14	45	0	0	22
0022 St. Helens 2	45	23	61	3	0	22
0023 St. Helens 3	53	33	97	4	0	22
0024 St. Helens 4	39	24	36	0	0	34
0025 St. Helens 5	30	28	40	0	0	14
0026 St. Helens 6	177	109	204	2	0	152
0027 St. Helens 7	36	25	40	1	0	21
0028 St. Helens 8	40	37	50	1	0	27
0029 St. Helens 9	49	34	73	3	0	29
0030 South St. Helens	33	15	26	0	0	11
0031 Scappoose 1	46	51	77	1	0	61
0032 Scappoose 2	44	43	65	0	0	72
0033 Scappoose 3	110	82	124	1	0	100
0034 Scappoose 4	95	40	104	0	0	88
0035 South Scappoose	44	25	98	0	0	62
0036 Canyon	39	15	57	0	0	54
0037 East Scappoose	39	26	52	0	0	37
0038 West Scappoose	57	29	41	0	0	54
0039 Sauvie Island	1	0	5	0	0	6
0040 Yankton	94	38	123	2	0	113
0046 Apiary	28	7	11	0	0	25
0047 Chapman	25	34	45	2	0	31
0048 South Deer Island	25	17	27	0	0	17
0049 North Deer Island	63	33	64	3	0	39
0050 Prescott	2	1	2	0	0	3
0053 Columbia City	156	85	280	3	0	89
0055 East Chapman	23	20	20	0	0	17

WITH 47 OF 47 PRECINCTS REPORTING

Commissioner, Pos. 2 PDRT OF ST. HELENS

VOTES PERCENT

VOTES PERCENT

Vote for 1

01 = Mike Stanton

02 = Mike Avent

03 = Sydnee Alyster

2,305 36.27  
 2,862 45.04  
 1,143 17.99

04 = WRITE-IN  
 05 = OVER VOTES  
 06 = UNDER VOTES

45 .71  
 4  
 2,041

-----  
 01 02 03 04 05 06  
 -----

	01	02	03	04	05	06
0001 Clatskanie 1	14	53	20	0	0	11
0002 Clatskanie 2	15	68	13	0	0	29
0003 Clatskanie 3	17	37	2	0	0	14
0004 North Clatskanie	28	50	10	3	0	35
0005 South Clatskanie	11	30	13	0	1	35
0006 South Delena	14	41	9	1	0	30
0007 North Delena	64	70	30	0	0	36
0008 Goble	51	73	42	2	0	41
0009 Marshland	14	47	11	2	0	20
0010 South Milton	34	53	4	0	0	33
0011 North Milton	27	47	8	0	0	39
0012 South McNulty	43	51	27	0	0	41
0013 North McNulty	54	56	29	0	0	52
0014 Quincy	29	90	25	1	0	40
0015 Rainier 1	26	57	12	2	0	18
0016 Rainier 2	51	105	27	0	0	29
0017 West Rainier	21	43	8	0	0	16
0018 East Rainier	15	24	10	0	0	6
0019 South Warren	88	94	55	0	0	97
0020 North Warren	94	94	29	2	0	67
0021 St. Helens 1	26	36	20	0	0	23
0022 St. Helens 2	41	60	23	3	0	27
0023 St. Helens 3	66	68	38	4	0	33
0024 St. Helens 4	45	37	18	0	0	33
0025 St. Helens 5	36	40	15	1	0	20
0026 St. Helens 6	180	200	86	6	0	172
0027 St. Helens 7	31	41	20	1	0	30
0028 St. Helens 8	49	51	27	1	0	27
0029 St. Helens 9	39	71	34	2	0	42
0030 South St. Helens	22	40	16	0	0	7
0031 Scappoose 1	71	73	28	1	0	63
0032 Scappoose 2	80	45	19	1	0	79
0033 Scappoose 3	131	115	66	2	0	103
0034 Scappoose 4	106	96	38	0	0	87
0035 South Scappoose	79	50	38	0	0	62
0036 Canyon	56	39	22	0	0	48
0037 East Scappoose	58	37	21	2	0	36
0038 West Scappoose	63	49	15	0	0	54
0039 Sauvie Island	6	0	0	0	0	6
0040 Yankton	84	98	59	2	0	127
0046 Apiary	20	29	5	0	0	17
0047 Chapman	53	24	21	1	0	38
0048 South Deer Island	23	25	15	0	0	23
0049 North Deer Island	59	67	29	4	0	43
0050 Prescott	0	2	5	0	0	1
0053 Columbia City	143	259	72	1	3	135
0055 East Chapman	28	27	9	0	0	16

WITH 47 DF 47 PRECINCTS REPORTING

Commissioner, Pos. 3 PORT OF ST. HELENS  
 Vote for 1

VOTES PERCENT

VOTES PERCENT

- 01 = Larry Ericksen
- 02 = Carroll Sweet
- 03 = Colleen M DeShazer
- 04 = Thomas D Previsch

3,384 49.52  
 1,210 17.71  
 1,611 23.57  
 596 8.72

- 05 = WRITE-IN
- 06 = OVER VOTES
- 07 = UNDER VOTES

33 .48  
 10  
 1.556

	01	02	03	04	05	06	07
0001 Clatskanie 1	45	18	16	5	0	0	14
0002 Clatskanie 2	40	16	33	9	0	0	27
0003 Clatskanie 3	18	11	19	8	0	0	14
0004 North Clatskanie	42	19	21	7	3	0	34
0005 South Clatskanie	19	9	23	5	0	0	34
0006 South Delena	19	9	29	9	1	0	28
0007 North Delena	69	35	35	16	1	1	43
0008 Goble	59	33	55	21	2	0	39
0009 Marshland	38	15	17	3	0	0	21
0010 South Milton	55	16	26	7	0	1	19
0011 North Milton	42	16	26	12	0	0	25
0012 South McNulty	59	23	39	14	0	0	27
0013 North McNulty	85	29	31	14	1	0	31
0014 Quincy	48	17	65	7	1	0	47
0015 Rainier 1	24	20	34	5	2	0	30
0016 Rainier 2	63	27	57	16	0	0	49
0017 West Rainier	18	15	30	1	0	0	24
0018 East Rainier	11	10	14	4	0	0	16
0019 South Warren	165	47	35	36	0	1	50
0020 North Warren	159	23	43	19	0	0	42
0021 St. Helens 1	30	30	18	6	0	0	21
0022 St. Helens 2	55	33	32	17	2	1	14
0023 St. Helens 3	82	41	51	12	4	0	19
0024 St. Helens 4	50	25	25	10	0	0	23
0025 St. Helens 5	39	21	29	6	0	0	17
0026 St. Helens 6	276	76	106	58	5	1	122
0027 St. Helens 7	45	23	19	12	0	0	24
0028 St. Helens 8	54	26	41	15	1	0	18
0029 St. Helens 9	85	22	32	18	2	2	27
0030 South St. Helens	45	14	17	5	0	0	4
0031 Scappoose 1	115	20	38	10	1	0	52
0032 Scappoose 2	103	24	30	13	0	1	53
0033 Scappoose 3	187	54	87	16	1	1	71
0034 Scappoose 4	175	27	55	12	0	0	58
0035 South Scappoose	97	49	26	22	0	1	34
0036 Canyon	68	37	27	4	0	0	29
0037 East Scappoose	76	19	22	9	1	0	27
0038 West Scappoose	68	30	28	5	0	0	50
0039 Sauvie Island	6	2	0	0	0	0	4
0040 Yankton	145	55	45	39	2	0	84
0046 Apiary	17	4	21	7	0	0	22
0047 Chapman	64	26	24	6	2	0	15
0048 South Deer Island	36	16	9	7	0	0	18
0049 North Deer Island	88	26	45	12	0	0	31
0050 Prescott	1	2	4	0	0	0	1
0053 Columbia City	264	92	114	52	1	0	90
0055 East Chapman	35	8	18	5	0	0	14

WITH 9 OF 9 PRECINCTS REPDRTING

Director, Pos. 4 CLATSKANIE RFPD

VOTES PERCENT

VOTES PERCENT

- Vote for 1
- 01 = Robert Keyser
- 02 = Tom Crowder
- 03 = WRITE-IN

680 67.26  
328 32.44  
3 .30

04 = OVER VOTES  
05 = UNDER VOTES

0  
169

	01	02	03	04	05
0001 Clatskanie 1	56	37	0	0	5
0002 Clatskanie 2	86	30	0	0	9
0003 Clatskanie 3	45	21	0	0	4
0004 North Clatskanie	70	42	1	0	16
0005 South Clatskanie	101	52	0	0	38
0006 South Delena	48	33	1	0	21
0007 North Delena	96	51	0	0	38
0009 Marshland	61	19	0	0	14
0014 Quincy	117	43	1	0	24

FINAL OFFICIAL CANVASS

Director, Pos. 4 CLATSKANIE RFPD

VOTES PERCENT

VOTES PERCENT

- Vote for 1
- 01 = Robert Keyser
- 02 = Tom Crowder
- 03 = WRITE-IN

13 48.15  
12 44.84  
2 7.01

04 = OVER VOTES  
05 = UNDER VOTES

5  
1

0050 50

	01	02	03	04	05
	13	12	2	0	1

WITH 9 DF 9 PRECINCTS REPORTING

Director, Pos. 5 CLATSKANIE RFPD

VOTES PERCENT

VOTES PERCENT

Vote for 1

- 01 = James "Jim" W Gibson
- 02 = WRITE-IN

771 97.72  
18 2.28

- 03 = OVR VOTES
- 04 = UNDER VOTES

0  
391

	01	02	03	04
0001 Clatskanie 1	71	3	0	24
0002 Clatskanie 2	86	6	0	33
0003 Clatskanie 3	50	2	0	18
0004 North Clatskanie	87	2	0	40
0005 South Clatskanie	116	2	0	73
0006 South Delena	58	1	0	44
0007 North Delena	118	1	0	66
0009 Marshland	60	1	0	33
0014 Quincy	125	0	0	60

Director, Pos. 5 CLATSKANIE RFPD

VOTES PERCENT

VOTES PERCENT

Vote for 1

- 01 = James (Jim) W Gibson
- 02 = WRITE-IN

18 100.00  
0

- 03 = OVR VOTES
- 04 = UNDER VOTES

0  
10

0000 50

01	02	03	04
18	0	0	10

WITH 30 OF 30 PRECINCTS REPORTING

Director, Pos. 1 COLUMBIA RIVER FIRE

VOTES PERCENT

VOTES PERCENT

Vote for 1

01 = Mark Kreutzer

02 = Ronda Melton

03 = WRITE-IN

2,142 51.83

1,960 47.42

31 .75

04 = OVER VOTES

05 = UNDER VOTES

1  
 945

	01	02	03	04	05
0006 South Delena	15	20	0	0	20
0007 North Delena	5	7	0	0	3
0008 Goble	79	85	3	0	38
0010 South Milton	63	47	0	0	14
0011 North Milton	66	30	0	0	25
0012 South McNulty	66	61	0	0	34
0013 North McNulty	77	66	0	1	47
0015 Rainier 1	33	51	3	0	28
0016 Rainier 2	58	113	0	0	41
0017 West Rainier	41	22	0	0	25
0018 East Rainier	12	22	0	0	21
0019 South Warren	64	56	0	0	21
0020 North Warren	120	122	1	0	43
0021 St. Helens 1	43	43	1	0	18
0022 St. Helens 2	74	55	2	0	23
0023 St. Helens 3	86	95	3	0	25
0024 St. Helens 4	69	43	1	0	20
0025 St. Helens 5	55	42	1	0	14
0026 St. Helens 6	285	256	3	0	100
0027 St. Helens 7	49	43	0	0	31
0028 St. Helens 8	66	69	1	0	19
0029 St. Helens 9	98	61	2	0	27
0030 South St. Helens	46	29	0	0	10
0040 Yankton	136	127	2	0	93
0046 Apiary	53	35	1	0	55
0048 South Deer Island	38	25	1	0	18
0049 North Deer Island	88	59	6	0	42
0050 Prescott	3	3	0	0	2
0053 Columbia City	253	272	0	0	88
0055 East Chapman	1	1	0	0	0



WITH 30 OF 30 PRECINCTS REPORTING

Director, Pos. 2 COLUMBIA RIVER FIRE

VOTES PERCENT

VOTES PERCENT

Vote for 1

01 = Kim Walker 1,690 43.73  
 02 = Joshua Marks 2,144 55.47  
 03 = WRITE-IN 31 .80

04 = OVER VOTES  
 05 = UNDER VOTES

1  
 1,213

-----  
 01 02 03 04 05  
 -----

0006 South Delena	17	15	0	0	23
0007 North Delena	5	7	0	0	3
0008 Goble	75	79	3	1	47
0010 South Milton	41	58	1	0	24
0011 North Milton	36	56	0	0	29
0012 South McNulty	53	62	0	0	46
0013 North McNulty	59	75	0	0	57
0015 Rainier 1	32	49	2	0	32
0016 Rainier 2	64	95	0	0	53
0017 West Rainier	37	22	1	0	28
0018 East Rainier	19	12	0	0	24
0019 South Warren	42	67	0	0	32
0020 North Warren	105	112	1	0	68
0021 St. Helens 1	33	47	2	0	23
0022 St. Helens 2	51	62	2	0	39
0023 St. Helens 3	78	96	3	0	32
0024 St. Helens 4	55	49	0	0	29
0025 St. Helens 5	51	44	1	0	16
0026 St. Helens 6	236	267	3	0	138
0027 St. Helens 7	35	53	0	0	35
0028 St. Helens 8	50	78	1	0	26
0029 St. Helens 9	67	84	2	0	35
0030 South St. Helens	31	41	0	0	13
0040 Yankton	91	146	1	0	120
0046 Apiary	49	42	1	0	52
0048 South Deer Island	29	29	1	0	23
0049 North Deer Island	58	81	6	0	50
0050 Prescott	3	3	0	0	2
0053 Columbia City	187	313	0	0	113
0055 East Chapman	1	0	0	0	1

WITH 30 OF 30 PRECINCTS REPORTING

Director, Pos. 3 COLUMBIA RIVER FIRE

VOTES PERCENT

VOTES PERCENT

Vote for 1

01 = Ron Schlumpberger 2,362 58.68  
 02 = Bob Braud 1,630 40.50  
 03 = WRITE-IN 33 .82

04 = OVER VOTES  
 05 = UNDER VOTES

3  
 1,051

-----  
 01 02 03 04 05  
 -----

0006 South Delena	22	15	0	0	18
0007 North Delena	7	5	0	0	3
0008 Goble	83	71	3	0	48
0010 South Milton	65	38	1	0	20
0011 North Milton	57	39	0	0	25
0012 South McNulty	79	48	0	0	34
0013 North McNulty	77	60	0	0	54
0015 Rainier 1	50	32	2	0	31
0016 Rainier 2	111	53	0	0	48
0017 West Rainier	29	28	2	0	29
0018 East Rainier	14	19	0	0	22
0019 South Warren	68	42	0	0	31
0020 North Warren	131	94	2	0	59
0021 St. Helens 1	46	36	1	0	22
0022 St. Helens 2	58	60	3	0	33
0023 St. Helens 3	112	62	3	0	32
0024 St. Helens 4	64	44	0	1	24
0025 St. Helens 5	53	42	3	0	14
0026 St. Helens 6	290	241	2	0	111
0027 St. Helens 7	67	33	0	0	23
0028 St. Helens 8	80	48	2	0	25
0029 St. Helens 9	89	64	2	1	32
0030 South St. Helens	52	22	0	0	11
0040 Yankton	146	112	2	1	97
0046 Apiary	42	44	1	0	57
0048 South Deer Island	35	30	0	0	17
0049 North Deer Island	72	75	4	0	44
0050 Prescott	2	3	0	0	3
0053 Columbia City	359	170	0	0	84
0055 East Chapman	2	0	0	0	0

NUMBERED KEY CANVASS

Columbia County, Oregon  
Special District Election  
May 19, 2015

Final Official Results

RUN DATE:06/03/15 09:58 AM

REPORT-EL52 PAGE 0035

WITH 3 OF 3 PRECINCTS REPORTING

Director, Pos. 1 MIST-BIRKENFELD JT RFPD

VOTES PERCENT

VOTES PERCENT

Vote for 1

01 = Larry Boxman

73 100.00

03 = OVER VOTES

0

02 = WRITE-IN

0

04 = UNDER VOTES

39

	01	02	03	04
0045 Vernonia 5	13	0	0	2
0051 South Mist	50	0	0	25
0052 North Mist	10	0	0	12

FINAL OFFICIAL CANVASS

May 19, 2015  
SPECIAL DISTRICT ELECTION  
CLATSOP COUNTY, OREGON

REPORT-EL52 PAGE 0062

RUN DATE:06/03/15 10:44 AM

Director, Pos. 1 MIST-BIRKENFELD RFPD

VOTES PERCENT

VOTES PERCENT

Vote for 1

01 = Larry Bokman

19 90.48

03 = OVER VOTES

0

02 = WRITE-IN

2 9.52

04 = UNDER VOTES

0

	01	02	03	04
0028 28	19	2	0	0

0028 28

WITH 3 OF 3 PRECINCTS REPORTING

Director, Pos. 2 MIST-BIRKENFELD JT RFPD

VOTES PERCENT

VOTES PERCENT

Vote for 1  
01 = Joan M Jones  
02 = WRITE-IN

80 100.00  
0

03 = OVER VOTES  
04 = UNDER VOTES

0  
32

	01	02	03	04
0045 Vernonia 5	13	0	0	2
0051 South Mist	53	0	0	22
0052 North Mist	14	0	0	8

Director, Pos. 2 MIST-BIRKENFELD RFPD

VOTES PERCENT

VOTES PERCENT

Vote for 1  
01 = Joan M Jones  
02 = WRITE-IN

18 100.00  
0

03 = OVER VOTES  
04 = UNDER VOTES

0  
3

	01	02	03	04
0028 29	18	0	0	3

0028 29

WITH 3 OF 3 PRECINCTS REPORTING

Director, Pos. 4 MIST-BIRKENFELD JT RFPD  
Two Year Unexpired Term  
Vote for 1  
01 = Barbara A Smith  
02 = WRITE-IN

VOTES PERCENT

VOTES PERCENT

76 100.00  
0

03 = OVER VOTES  
04 = UNDER VOTES

0  
36

	01	02	03	04
0045 Vernonia 5	13	0	0	2
0051 South Mist	51	0	0	24
0052 North Mist	12	0	0	10

Director, Pos. 4 MIST-BIRKENFELD RFPD  
Vote for 1  
01 = Barbara A Smith  
02 = WRITE-IN

19 100.00  
0

03 = OVER VOTES  
04 = UNDER VOTES

0  
2

	01	02	03	04
0028 28	19	0	0	2

0028 28

NUMBERED KEY CANVASS

Columbia County, Oregon  
Special District Election  
May 19, 2015

Final Official Results

RUN DATE:06/03/15 09:58 AM

REPORT-EL52 PAGE 0038

WITH 1 DF 1 PRECINCTS REPORTING

Director, Pos. 1 SAUVIE ISLAND FIRE #30JT

Vote for 1

01 = Mark A Nebeker

02 = WRITE-IN

VOTES PERCENT

8 100.00

0

03 = OVER VOTES

04 = UNDER VOTES

VOTES PERCENT

0

4

-----  
01 02 03 04

-----  
8 0 0 4

0039 Sauvie Island



NUMBERED KEY CANVASS

RUN DATE:06/03/15 09:58 AM

Columbia County, Oregon  
Special District Election  
May 19, 2015

Final Official Results

REPORT-EL52 PAGE 0039

WITH 1 OF 1 PRECINCTS REPORTING

Director, Pos. 2 SAUVIE ISLAND FIRE #30JT

Vote for 1  
01 = Rick Stenlund  
02 = WRITE-IN

VOTES PERCENT

8 100.00  
0

03 = OVER VOTES  
04 = UNDER VOTES

VOTES PERCENT

0  
4

-----  
01 02 03 04

-----  
8 0 0 4

0039 Sauvie Island

NUMBERED KEY CANVASS

RUN DATE:06/03/15 09:58 AM

Columbia County, Oregon  
Special District Election  
May 19, 2015

Final Official Results

REPORT-EL52 PAGE 0040

WITH 11 OF 11 PRECINCTS REPORTING

Director, Pos. 1 SCAPPOOSE JT RFPD

VOTES PERCENT

VOTES PERCENT

Vote for 1

01 = David P Sorenson

1,400 99.08

03 = OVER VOTES

0

02 = WRITE-IN

13 .92

04 = UNDER VOTES

976

	01	02	03	04
--	----	----	----	----

0019 South Warren	99	0	0	94
0031 Scappoose 1	141	0	0	95
0032 Scappoose 2	127	0	0	97
0033 Scappoose 3	273	5	0	139
0034 Scappoose 4	207	1	0	119
0035 South Scappoose	125	3	0	101
0036 Canyon	92	1	0	68
0037 East Scappoose	87	2	0	65
0038 West Scappoose	85	1	0	91
0047 Chapman	116	0	0	77
0055 East Chapman	48	0	0	30

NUMBERED KEY CANVASS

RUN DATE:06/03/15 08:44 AM

Multnomah County, Oregon  
Special District Election  
May 19, 2015

FINAL OFFICIAL RESULTS

REPORT-EL52 PAGE 0072

VOTES PERCENT

VOTES PERCENT

Director, Pos. 1

SCAPPOOSE RURAL FIRE PROTECTION DISTRICT

Vote for 1

01 = David P Sorenson

44 97.78

03 = OVER VOTES

0

02 = WRITE-IN

1 2.22

04 = UNDER VOTES

24

	01	02	03	04
--	----	----	----	----

3102	44	1	0	24
------	----	---	---	----



NUMBERED KEY CANVASS

Columbia County, Oregon  
Special District Election  
May 19, 2015

Final Official Results

RUN DATE:06/03/15 09:58 AM

REPORT-EL52 PAGE 0041

WITH 11 OF 11 PRECINCTS REPORTING

Director, Pos. 2 SCAPPOOSE JT RFPD

VOTES PERCENT

VOTES PERCENT

Vote for 1

01 = Ron Cairns

1,325 99.18

03 = OVER VOTES

1

02 = WRITE-IN

11 .82

04 = UNDER VOTES

1.052

	01	02	03	04
0019 South Warren	94	0	0	99
0031 Scappoose 1	137	0	0	99
0032 Scappoose 2	122	0	0	102
0033 Scappoose 3	265	3	0	149
0034 Scappoose 4	204	1	0	122
0035 South Scappoose	114	2	0	113
0036 Canyon	80	1	0	80
0037 East Scappoose	80	2	0	72
0038 West Scappoose	83	1	1	92
0047 Chapman	100	1	0	92
0055 East Chapman	46	0	0	32

NUMBERED KEY CANVASS

Multnomah County, Oregon  
Special District Election  
May 19, 2015

FINAL OFFICIAL RESULTS

RUN DATE:06/03/15 08:44 AM

REPORT-EL52 PAGE 0073

VOTES PERCENT

VOTES PERCENT

Director, Pos. 2

SCAPPOOSE RURAL FIRE PROTECTION DISTRICT

Vote for 1

01 = Ron Cairns

43 97.73

03 = OVER VOTES

0

02 = WRITE-IN

1 2.27

04 = UNDER VOTES

25

	01	02	03	04
3102	43	1	0	25

NUMBERED KEY CANVASS

Columbia County, Oregon  
Special District Election  
May 19, 2015

Final Official Results

RUN DATE:06/03/15 09:58 AM

REPORT-EL52 PAGE 0042

WITH 11 OF 11 PRECINCTS REPORTING

Director, Pos. 4 SCAPPDDSE JT RFPD

VOTES PERCENT

VOTES PERCENT

Vote for 1  
01 = David E Grant  
02 = WRITE-IN

1,305 99.16  
11 .84

03 = OVER VOTES  
04 = UNDER VOTES

0  
1.073

	01	02	03	04
0019 South Warren	93	0	0	100
0031 Scappoose 1	125	1	0	110
0032 Scappoose 2	120	0	0	104
0033 Scappoose 3	253	2	0	162
0034 Scappoose 4	204	0	0	123
0035 South Scappoose	125	3	0	101
0036 Canyon	78	1	0	82
0037 East Scappoose	80	2	0	72
0038 West Scappoose	82	1	0	94
0047 Chapman	100	1	0	92
0055 East Chapman	45	0	0	33

NUMBERED KEY CANVASS

Multnomah County, Oregon  
Special District Election  
May 19, 2015

FINAL OFFICIAL RESULTS

RUN DATE:06/03/15 08:44 AM

REPORT-EL52 PAGE 0074

VOTES PERCENT

VOTES PERCENT

Director, Pos. 4

SCAPPOOSE RURAL FIRE PROTECTION DISTRICT

Vote for 1  
01 = David E Grant  
02 = WRITE-IN

42 97.67  
1 2.33

03 = OVER VOTES  
04 = UNDER VOTES

0  
26

	01	02	03	04
3102	42	1	0	26

WITH 5 OF 5 PRECINCTS REPORTING

Director, Pos. 2 VERNONIA RFPD

VOTES PERCENT

VOTES PERCENT

Vote for 1  
01 = Joel R Glass  
02 = WRITE-IN

402 98.77  
5 1.23

03 = OVER VOTES  
04 = UNDER VOTES

1  
231

-----  
01 02 03 04  
-----

0041 Vernonia 1	83	1	0	46
0042 Vernonia 2	75	0	0	27
0043 Vernonia 3	93	1	0	42
0044 Vernonia 4	47	0	1	23
0045 Vernonia 5	104	3	0	93

---

WITH 5 DF 5 PRECINCTS REPORTING

Director, Pos. 3 VERNONIA RFPD

Vote for 1

01 = NO CANDIDATE FILED

02 = WRITE-IN

VOTES PERCENT

VOTES PERCENT

0

03 = OVER VOTES

0

40 100.00

04 = UNDER VOTES

599

-----  
01 02 03 04  
-----

0041 Vernonia 1	0	4	0	126
0042 Vernonia 2	0	13	0	89
0043 Vernonia 3	0	8	0	128
0044 Vernonia 4	0	4	0	67
0045 Vernonia 5	0	11	0	189

---

Office recorded on this sheet Vernonia RFPD Director Position 3	Issue of Candidate									SED Form No. 155 Aug. 1988	
County Columbia			Oleary, Peter	Weller, Steve	Carlton, Randy			Nebergall, Andrew	BLANK OR NONI:		STATE OF OREGON ABSTRACT OF VOTES
Election May 19, 2015									1 VOTE		Separate Sheets for 1. President Vice President 2. National Committeeman 3. Delegates at Large 4. Delegates - Districts 5. U.S. Senator and Congressman 6. State Offices 7. Judicial Offices 8. State Senators 9. State Representatives 10. Others
Page 1 of 1 pages											
Name or No. of Precinct	Serial Number										
41 VERNONIA 1										4	
42 VERNONIA 2			4	2					1	6	
43 VERNONIA 3				1	1					6	
44 VERNONIA 4										4	
45 VERNONIA 5					1			2		6	
TOTAL			4	3	2	0	0	2	1	28	
I certify that the votes recorded on this abstract correctly summarize the tally of votes cast at the election indicated.			Signature of County Clerk: <i>Elizabeth E. Huser</i>					Date of Abstract 6/3/2015			
ABSTRACT OF VOTES AT GENERAL AND SPECIAL ELECTIONS: Votes cast for Governor must be on separate page or pages. For additional instructions see ORS 250.810.			ABSTRACT OF VOTES AT PRIMARY ELECTIONS: Separate sheets for Democratic, Republican, Nonpartisan, and other candidates. Separate sheets for candidates for City, County (including Precinct) and State office. For additional instructions, see ORS 249.410.								

<b>Vernonia RFPD, Director Position 3</b>		
Peter	Oleary	4
Steve	Weller	3
Randy	Carlton	2
Andrew	Nebergall	2
Don	Schulte	1
Don	Schultee	1
Don	Schultz	1
Don	Shulte	1
Lance	Brickley	1
Lance	Brickly	1
Dan	Brown	1
Ross	Bucklew	1
Mike	Demeter	1
Arber lee	Grill	1
James	Hult	1
Jim	King	1
Greg	Kintz	1
Pat	Knight	1
Nicole	Larke	1
Matt	Poetter	1
Hank	Schenk	1
Dean	Smith	1
Don	Tiffney	1
Steve	Tuck	1
Dale	Webb	1
Pam	Weller	1
Don	Willard	1
Jeremy	Woodall	1
gadge tch		1
me		1
mickey mouse		1
mr mcgoo		1
BLANK OR NONE		1
<b>total votes</b>		<b>40</b>

WITH 5 OF 5 PRECINCTS REPORTING

Director, Pos. 4 VERNDNIA RFPD

VOTES PERCENT

VOTES PERCENT

Vote for 1

01 = Terence Lindauer

02 = WRITE-IN

415 99.05  
4 .95

03 = OVER VOTES

04 = UNDER VOTES

0  
220

-----  
01 02 03 04  
-----

0041 Vernonia 1	87	1	0	42
0042 Vernonia 2	70	1	0	31
0043 Vernonia 3	94	0	0	42
0044 Vernonia 4	52	0	0	19
0045 Vernonia 5	112	2	0	86

---

WITH 10 OF 10 PRECINCTS REPORTING

Director, Pos. 2 CLATSKANIE PARK & REC

VOTES PERCENT

VOTES PERCENT

Vote for 1

01 = NO CANDIDATE FILED

02 = WRITE-IN

0  
86 100.00

03 = OVER VOTES  
04 = UNDER VOTES

0  
1,101

	01	02	03	04
0001 Clatskanie 1	0	17	0	81
0002 Clatskanie 2	0	8	0	117
0003 Clatskanie 3	0	9	0	61
0004 North Clatskanie	0	11	0	118
0005 South Clatskanie	0	9	0	177
0006 South Delena	0	4	0	100
0007 North Delena	0	12	0	173
0009 Marshland	0	8	0	86
0014 Quincy	0	8	0	177
0046 Apiary	0	0	0	11



Office recorded on this sheet Clatskanie Parks & Rec, Director Pos 2		ISSUE 21 Candidates	STATE OF OREGON ABSTRACT OF VOTES											
County Columbia	Page 1 of 1 pages		Brown, Ralph		Hazapis, John		Christensen, April		Wolf, Tim		BLANK OR NONE		2 VOTES or less.	
Election May 19, 2015														
Name or No. of Precinct			Ballot Number →											
01 CLATSKANIE 1	2	4	2					1	8					
02 CLATSKANIE 2		1						1	6					
03 CLATSKANIE 3								1	8					
04 NORTH CLATSKANIE							3		8					
05 SOUTH CLATSKANIE								2	7					
06 SOUTH DELENA									4					
07 NORTH DELENA	1							1	10					
09 MARSHLAND								4	4					
14 QUINCY	2		1					1	4					
46 APIARY														
TOTAL	5	5	3	0	0	3	11	59						

1. Separate Sheets for  
President  
Vice President

2. National Committeeman  
3. Delegates at Large  
4. Delegates - Districts

5. U.S. Senator and Congressman  
6. State Offices  
7. Judicial Offices

8. State Senators  
9. State Representatives  
10. Others

Signature of County Clerk:  
*Elizabeth G. Huser*

Date of Abstract  
6/3/2015

**ABSTRACT OF VOTES AT GENERAL AND SPECIAL ELECTIONS:**

Votes cast for Governor must be on separate page or pages.

For additional instructions see ORS 250.810.

**ABSTRACT OF VOTES AT PRIMARY ELECTIONS:**

Separate sheets for Democratic, Republican, Nonpartisan, and other candidates.

Separate sheets for candidates for City, County (including Precinct) and State office.

For additional instructions, see ORS 249.410.

<b>Clatskanie Park &amp; Recreation, Director</b>		
<b>Position 2</b>		
BLANK OR NONE		11
Ralph	Brown	5
John	Hazapis	5
April	Christensen	3
Tim	Wolf	3
Ernest	Carman	2
Dennis	Davis	2
Craig	Dooley	2
Harry	Drake	2
Mark	Farmer	2
Phil	Hazen	2
Marvin	Hoover	2
Russell	Hoover	2
Bob	Horness	2
Marc	Lever	2
Walt	Lovegren	2
Alex	Stone	2
Kirk	Blecha	1
Susan	Cerelli	1
Frank	Childers	1
Sharon	Coates	1
Ron	Davis	1
Loren	Dummer	1
Tammara	Guinther	1
Joel	Guytol	1
Toby	Harris	1
Debbie	Hazen	1
Kathy	Jackson	1
Gary	Jones	1
Barbara	Kallio	1
Michelle	Keyser	1
Jason	Kynsi	1
Tiffney	Kynsi	1
Trina	Kynsi	1
Chris	Lillich	1
Kris	Lillich	1
Frank	Lohrke III	1
Dan	Moorehead	1
Brenda	Nelson	1
Duane	Nelson	1
G	Points	1
Terry	Salo	1
Keith	Satfin	1
Caryn	Seely	1
Calvin	Shulda	1
Joe P	Smith	1
Franke	Somes	1
Tim	Spencer	1
Josh	Tallman	1
Jim	Wolfenbarger	1
Elvis		1
Waldo		1
<b>TOTAL VOTES</b>		<b>86</b>

WITH 10 OF 10 PRECINCTS REPORTING

Director, Pos. 3 CLATSKANIE PARK & REC

VOTES PERCENT

VOTES PERCENT

Vote for 1  
01 = Roger E Jolma  
02 = WRITE-IN

819 98.44  
13 1.56

03 = OVER VOTES  
04 = UNDER VOTES

2  
353

	01	02	03	04
0001 Clatskanie 1	77	5	0	16
0002 Clatskanie 2	98	2	0	25
0003 Clatskanie 3	52	1	0	17
0004 North Clatskanie	82	2	0	45
0005 South Clatskanie	125	0	0	61
0006 South Delena	64	2	0	38
0007 North Delena	118	1	2	64
0009 Marshland	63	0	0	31
0014 Quincy	132	0	0	53
0046 Apiary	8	0	0	3

WITH 10 OF 10 PRECINCTS REPDRTING

Director, Pos. 4 CLATSKANIE PARK & REC  
Two Year Unexpired Term  
Vote for 1  
01 = Michelle Keyser  
02 = WRITE-IN

VOTES PERCENT

VOTES PERCENT

767 96.84  
25 3.16

03 = OVER VOTES  
04 = UNDER VOTES

2  
393

	01	02	03	04
0001 Clatskanie 1	75	1	0	22
0002 Clatskanie 2	95	2	0	28
0003 Clatskanie 3	53	2	0	15
0004 North Clatskanie	69	7	0	53
0005 South Clatskanie	119	4	0	63
0006 South Delena	62	2	0	40
0007 North Delena	110	1	2	72
0009 Marshland	54	2	0	38
0014 Quincy	122	4	0	59
0046 Apiary	8	0	0	3

WITH 18 OF 18 PRECINCTS REPORTING

Director, Pos. 3 GTR ST HELENS PK & REC  
Two Year Unexpired Term

VOTES PERCENT

VOTES PERCENT

Vote for 1

- 01 = Andrew Niemi
- 02 = WRITE-IN

2,347 98.49  
36 1.51

03 = OVER VOTES  
04 = UNDER VOTES

0  
1,415

	01	02	03	04
0010 South Milton	72	3	0	49
0011 North Milton	65	0	0	56
0012 South McNulty	99	1	0	57
0013 North McNulty	109	0	0	82
0021 St. Helens 1	71	0	0	34
0022 St. Helens 2	91	2	0	61
0023 St. Helens 3	156	6	0	47
0024 St. Helens 4	89	1	0	43
0025 St. Helens 5	78	2	0	32
0026 St. Helens 6	403	5	0	236
0027 St. Helens 7	76	0	0	47
0028 St. Helens 8	114	1	0	40
0029 St. Helens 9	122	2	0	64
0030 South St. Helens	61	0	0	24
0040 Yankton	194	3	0	176
0048 South Deer Island	55	1	0	53
0049 North Deer Island	114	7	0	81
0053 Columbia City	378	2	0	233

WITH 18 OF 18 PRECINCTS REPORTING

	VOTES	PERCENT		VOTES	PERCENT
Director, Pos. 4 GTR ST HELENS PK & REC					
Vote for 1					
01 = Lisa Widmer	2,217	98.18	03 = OVER VOTES	4	
02 = WRITE-IN	41	1.82	04 = UNDER VOTES	1,536	

	01	02	03	04
0010 South Milton	70	2	1	51
0011 North Milton	59	0	0	62
0012 South McNulty	91	0	0	66
0013 North McNulty	109	2	0	80
0021 St. Helens 1	66	0	0	39
0022 St. Helens 2	79	3	0	72
0023 St. Helens 3	145	6	0	58
0024 St. Helens 4	89	1	1	42
0025 St. Helens 5	76	4	0	32
0026 St. Helens 6	385	10	1	248
0027 St. Helens 7	76	0	0	47
0028 St. Helens 8	112	2	0	41
0029 St. Helens 9	117	2	0	69
0030 South St. Helens	56	0	0	29
0040 Yankton	175	3	0	195
0048 South Deer Island	54	0	0	55
0049 North Deer Island	109	5	0	88
0053 Columbia City	349	1	1	262

WITH 18 OF 18 PRECINCTS REPORTING

Director, Pos. 5 GTR ST HELENS PK & REC

Vote for 1

01 = Patty Tracy

02 = WRITE-IN

VOTES PERCENT

VOTES PERCENT

2,151 98.00  
44 2.00

03 = OVER VOTES  
04 = UNDER VOTES

3  
1,600

	01	02	03	04
0010 South Milton	70	1	1	52
0011 North Milton	59	0	0	62
0012 South McNulty	90	1	0	66
0013 North McNulty	102	0	0	89
0021 St. Helens 1	61	0	0	44
0022 St. Helens 2	79	3	0	72
0023 St. Helens 3	141	7	0	61
0024 St. Helens 4	85	0	0	48
0025 St. Helens 5	73	5	1	33
0026 St. Helens 6	374	11	0	259
0027 St. Helens 7	76	0	0	47
0028 St. Helens 8	110	2	0	43
0029 St. Helens 9	113	3	0	72
0030 South St. Helens	53	0	0	32
0040 Yankton	167	5	0	201
0048 South Deer Island	54	0	1	54
0049 North Deer Island	107	5	0	90
0053 Columbia City	337	1	0	275

WITH 10 OF 10 PRECINCTS REPORTING

Director, Zone 1 9-1-1, ZONE 1

Vote for 1  
01 = Dee Wooley  
02 = WRITE-IN

VOTES PERCENT

VOTES PERCENT

1,008 98.73  
13 1.27

03 = OVER VOTES  
04 = UNDER VOTES

1  
397

	01	02	03	04
0001 Clatskanie 1	81	2	0	15
0002 Clatskanie 2	99	1	1	24
0003 Clatskanie 3	63	1	0	6
0004 North Clatskanie	97	0	0	32
0005 South Clatskanie	130	1	0	60
0006 South Delena	102	4	0	52
0007 North Delena	136	1	0	63
0009 Marshland	67	1	0	26
0014 Quincy	134	1	0	50
0046 Apiary	99	1	0	69



NUMBERED KEY CANVASS  
 RUN DATE:06/03/15 09:58 AM

Columbia County, Oregon  
 Special District Election  
 May 19, 2015

Final Official Results  
 REPORT-EL52 PAGE 0053

WITH 10 OF 10 PRECINCTS REPORTING

Director, Zone 2 9-1-1, ZONE 2

Vote for 1  
 01 = Joe Saalfeld  
 02 = Sean P Clark  
 03 = WRITE-IN

VOTES PERCENT

VOTES PERCENT

447 36.64  
 755 61.89  
 18 1.48

04 = OVER VOTES  
 05 = UNDER VOTES

1  
 763

	01	02	03	04	05
0008 Goble	57	91	3	0	58
0015 Rainier 1	30	45	2	0	38
0016 Rainier 2	50	111	0	0	51
0017 West Rainier	14	51	1	0	22
0018 East Rainier	7	29	0	0	19
0040 Yankton	87	98	3	0	185
0048 South Deer Island	23	43	1	0	42
0049 North Deer Island	44	71	7	0	80
0050 Prescott	1	3	0	0	4
0053 Columbia City	134	213	1	1	264

NUMBERED KEY CANVASS  
 RUN DATE:06/03/15 09:58 AM

Columbia County, Oregon  
 Special District Election  
 May 19, 2015

WITH 13 OF 13 PRECINCTS REPORTING

Director, Zone 4 9-1-1, ZONE 4  
 Vote for 1  
 01 = Katharine Denckla  
 02 = WRITE-IN

VOTES	PERCENT		VOTES	PERCENT
1,140	99.30	03 = OVER VOTES	1	
B	.70	04 = UNDER VOTES	863	

	01	02	03	04
0012 South McNulty	93	0	0	69
0013 North McNulty	107	0	0	84
0019 South Warren	155	1	0	178
0020 North Warren	151	2	1	132
0041 Vernonia 1	80	1	0	49
0042 Vernonia 2	73	0	0	29
0043 Vernonia 3	92	1	0	43
0044 Vernonia 4	54	1	0	19
0045 Vernonia 5	128	1	0	89
0047 Chapman	104	1	0	97
0051 South Mist	47	0	0	28
0052 North Mist	11	0	0	11
0055 East Chapman	45	0	0	35

NUMBERED KEY CANVASS  
 RUN DATE:06/03/15 09:58 AM

Columbia County, Oregon  
 Special District Election  
 May 19, 2015

Final Official Results  
 REPORT-EL52 PAGE 0055

WITH 15 OF 15 PRECINCTS REPORTING

Director, Pos. 1 RAINIER CEMETERY  
 Vote for 1  
 01 = Janice F Carstensen  
 02 = WRITE-IN

VOTES	PERCENT		VOTES	PERCENT
1,098	97.60	03 = OVER VOTES	1	
27	2.40	04 = UNDER VOTES	656	

	01	02	03	04
0001 Clatskanie 1	73	0	0	25
0002 Clatskanie 2	87	0	0	38
0003 Clatskanie 3	52	1	0	17
0004 North Clatskanie	24	3	0	27
0006 South Delena	91	4	0	63
0007 North Delena	125	1	0	74
0008 Goble	112	8	1	80
0014 Quincy	117	0	0	68
0015 Rainier 1	67	3	0	45
0016 Rainier 2	141	2	0	69
0017 West Rainier	56	1	0	31
0018 East Rainier	34	0	0	21
0046 Apiary	81	2	0	63
0049 North Deer Island	32	2	0	33
0050 Prescott	6	0	0	2

WITH 54 OF 54 PRECINCTS REPORTING

5-243 County Measure COLUMBIA

Vote for 1

01 = Yes

02 = No

VOTES PERCENT

4,418 47.96  
 4,793 52.04

03 = OVER VOTES  
 04 = UNDER VOTES

VOTES PERCENT

2  
 300

	01	02	03	04
0001 Clatskanie 1	38	56	0	4
0002 Clatskanie 2	60	59	0	6
0003 Clatskanie 3	26	43	0	1
0004 North Clatskanie	55	69	0	5
0005 South Clatskanie	57	120	0	14
0006 South Delena	45	111	0	2
0007 North Delena	73	116	0	11
0008 Goble	87	117	0	5
0009 Marshland	27	62	0	5
0010 South Milton	48	69	0	7
0011 North Milton	44	73	0	4
0012 South McNulty	71	82	0	9
0013 North McNulty	85	104	0	2
0014 Quincy	64	116	0	5
0015 Rainier 1	58	51	0	6
0016 Rainier 2	111	97	0	4
0017 West Rainier	39	47	0	2
0018 East Rainier	21	33	0	1
0019 South Warren	150	177	0	7
0020 North Warren	120	152	0	14
0021 St. Helens 1	58	45	0	2
0022 St. Helens 2	73	78	0	3
0023 St. Helens 3	105	102	0	2
0024 St. Helens 4	71	58	0	4
0025 St. Helens 5	64	43	0	5
0026 St. Helens 6	325	301	0	18
0027 St. Helens 7	61	56	0	6
0028 St. Helens 8	89	64	0	2
0029 St. Helens 9	94	87	0	7
0030 South St. Helens	35	47	0	3
0031 Scappoose 1	128	97	0	11
0032 Scappoose 2	119	100	0	5
0033 Scappoose 3	232	172	0	13
0034 Scappoose 4	172	149	0	6
0035 South Scappoose	135	87	0	7
0036 Canyon	65	96	0	4
0037 East Scappoose	92	58	0	4
0038 West Scappoose	76	98	0	7
0039 Sauvie Island	8	4	0	0
0040 Yankton	175	189	0	9
0041 Vernonia 1	58	64	0	8
0042 Vernonia 2	50	49	0	3
0043 Vernonia 3	68	65	0	3
0044 Vernonia 4	35	38	0	1
0045 Vernonia 5	84	123	0	11
0046 Apiary	64	100	0	5
0047 Chapman	104	96	0	2
0048 South Deer Island	39	70	0	0
0049 North Deer Island	91	111	0	0
0050 Prescott	2	4	0	2
0051 South Mist	35	39	0	1
0052 North Mist	8	14	0	0
0053 Columbia City	291	295	2	25
0055 East Chapman	33	40	0	7

NUMBERED KEY CANVASS  
RUN DATE:06/03/15 09:58 AM

Columbia County, Oregon  
Special District Election  
May 19, 2015

Final Official Results  
REPORT-EL52 PAGE 0057

WITH 4 OF 4 PRECINCTS REPORTING

5-244 City of Scappoose  
Vote for 1  
01 = Yes  
02 = No

VOTES	PERCENT		VOTES	PERCENT
910	79.20	03 = OVER VOTES	0	
239	20.80	04 = UNDER VOTES	55	

	01	02	03	04
0031 Scappoose 1	185	35	0	16
0032 Scappoose 2	155	62	0	7
0033 Scappoose 3	321	77	0	19
0034 Scappoose 4	249	65	0	13

---

---

WITH 5 OF 5 PRECINCTS REPORTING

5-245 Vernonia RFPD

Vote for 1

01 = Yes

02 = No

VOTES PERCENT

VOTES PERCENT

323 51.60

303 48.40

03 = OVER VOTES

04 = UNDER VOTES

1

12

	01	02	03	04
0041 Vernonia 1	63	63	1	3
0042 Vernonia 2	56	46	0	0
0043 Vernonia 3	66	66	0	4
0044 Vernonia 4	33	38	0	0
0045 Vernonia 5	105	90	0	5

63 63 1 3

56 46 0 0

66 66 0 4

33 38 0 0

105 90 0 5

NUMBERED KEY CANVASS  
RUN DATE:06/03/15 09:58 AM

Columbia County, Oregon  
Special District Election  
May 19, 2015

Final Official Results  
REPDRT-EL52 PAGE 0059

WITH 5 OF 5 PRECINCTS REPORTING

5-246 Vernonia RFPD  
Vote for 1  
01 = Yes  
02 = No

VOTES	PERCENT		VOTES	PERCENT
260	41.40	03 = OVER VOTES	0	
368	58.60	04 = UNDER VOTES	11	

	01	02	03	04
0041 Vernonia 1	49	78	0	3
0042 Vernonia 2	49	52	0	1
0043 Vernonia 3	54	81	0	1
0044 Vernonia 4	30	40	0	1
0045 Vernonia 5	78	117	0	5